

# 2023-2027 Transportation Improvement Program

---

March 7, 2023

# Agenda

## 1. Introductions

- Johanna Berg, Deputy County Manager, ECGI

## 1. Overview

- Brian Isaacson, Director of Public Works

## 2. Presentation

- John R. Mazzitello, Deputy Director of Public Works & Interim County Engineer

## 3. Discussion and Questions – All

## Presentation Topics

- Transportation System Overview and Funding
  - 2022 Recap of Projects
  - 2023 Upcoming Projects
  - 2023-2027 Projects in Development
  - Transportation Funding Sources
  - On-Going & Future Initiatives
-

## County Transportation System Overview

- 293 centerline miles
  - 842 lane miles
- Average Daily Traffic (ADT): 100 to 34,000+ vehicles per day (vpd)
  - Average ADT 9,500 vpd
- 60 county owned bridges
- 300+ miles of sidewalks / trails along county roads
- 25+ miles of bicycle lanes on county roads
- Over 30,000 signs
- 413 traffic signal systems
- 30+ rectangular rapid flashing beacons
- Over 12,000 drainage structures/systems
- 4 Transitways
  - Green Line
  - Gold Line
  - Purple Line
  - Riverview

## Transportation Capital Funding Revenue (1 year)

Source	2022	2023
County State Aid Highway (CSAH) Construction	\$12,100,000	\$13,264,832
Wheelage Tax	\$6,800,000	\$6,122,000
County Capital Improvement Program (CIP)	\$2,000,000	\$2,000,000
County Turnback (from flex highway account)*	\$0	\$0
Motor Vehicle Leased Sales Tax (MVLST)	\$0	\$0
Regional Railroad Authority Levy	\$29,598,065	\$30,408,198
Transit Sales Tax (1/2% of 1 cent)	\$43,000,000	\$44,829,000
Other Agency (cities, MnDOT, watersheds, etc.)	10-15% of construction costs	10-15% of construction costs
State (i.e. General Obligation bonds)	Varies	Varies
Federal	Varies	Varies

- Available Fund Balance

## 2022-2026 TIP Estimated Project Costs

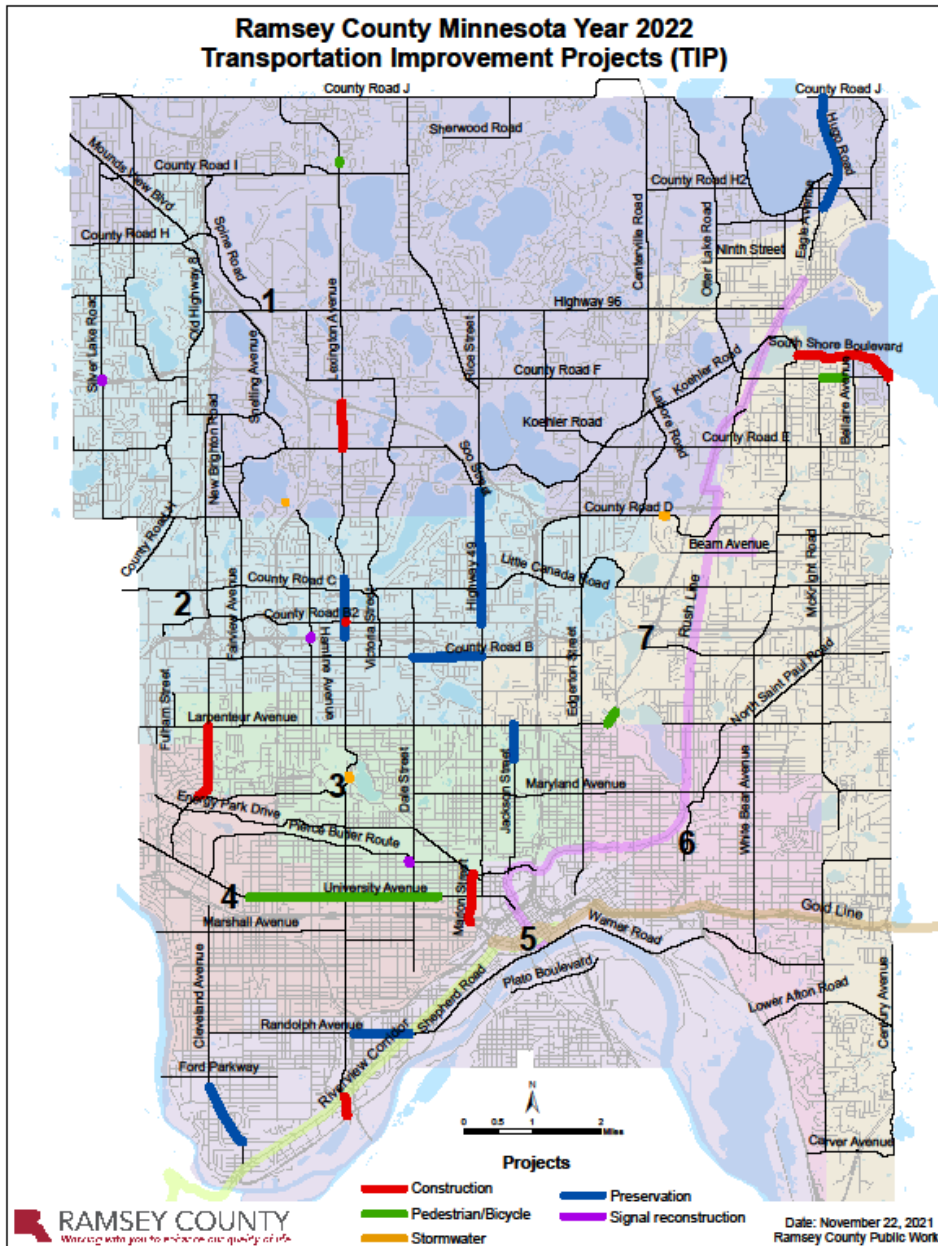
	2023	2024	2025	2026	2027	Total
Roadways, bridges, sidewalks	\$32,822	\$55,020	\$64,360	\$37,250	\$78,405	\$269,977
Transitways	\$209,473	\$233,811	\$158,237	\$213,834	\$213,834	\$1,029,189
Total	\$242,295	\$288,831	\$222,597	\$251,084	\$292,239	\$1,299,166

Amounts shown are in thousands

# 2022

## Transportation Projects

- Busy & Complicated Year
  - Larger pavement preservation projects
  - Supply Chain, Utility, & Labor Issues
- Infrastructure priorities
  - Pavement preservation
  - Stormwater management
  - Traffic signal infrastructure
  - Corridor studies
- CSAH/County Road Assessment Completed
- 2050 All Abilities Transportation Plan



## 2022 Transportation Projects Recap

### Reconstruction

- South Shore Boulevard\*
- Lexington Ave (County Road E to I-694\*)
- Cleveland Avenue (Como Ave to Larpenteur Ave)\*
- County Road B2 at Lexington

\* To be completed in 2023

### Stormwater

- Various culvert replacements

### Pavement Preservation

- 8 separate locations
- 8 miles of bituminous road resurfaced
- 2.25 miles of bike lanes
- 2 accessible signals
- 111 ADA ramps

### Pedestrian / Bicycle

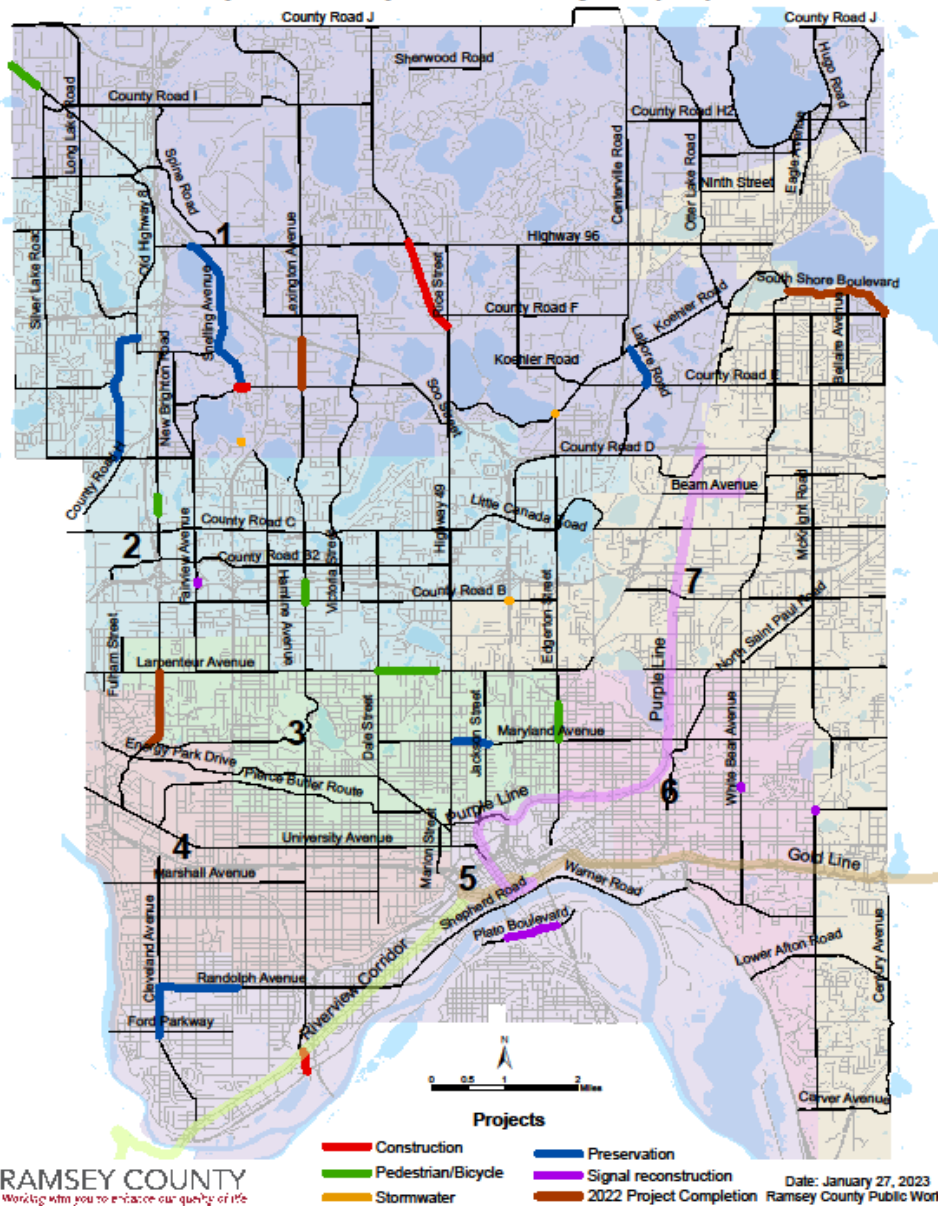
- 6 separate locations
- 1 Pedestrian refuge median
- 19 Rectangular Rapid Flashing Beacons (RRFBs)

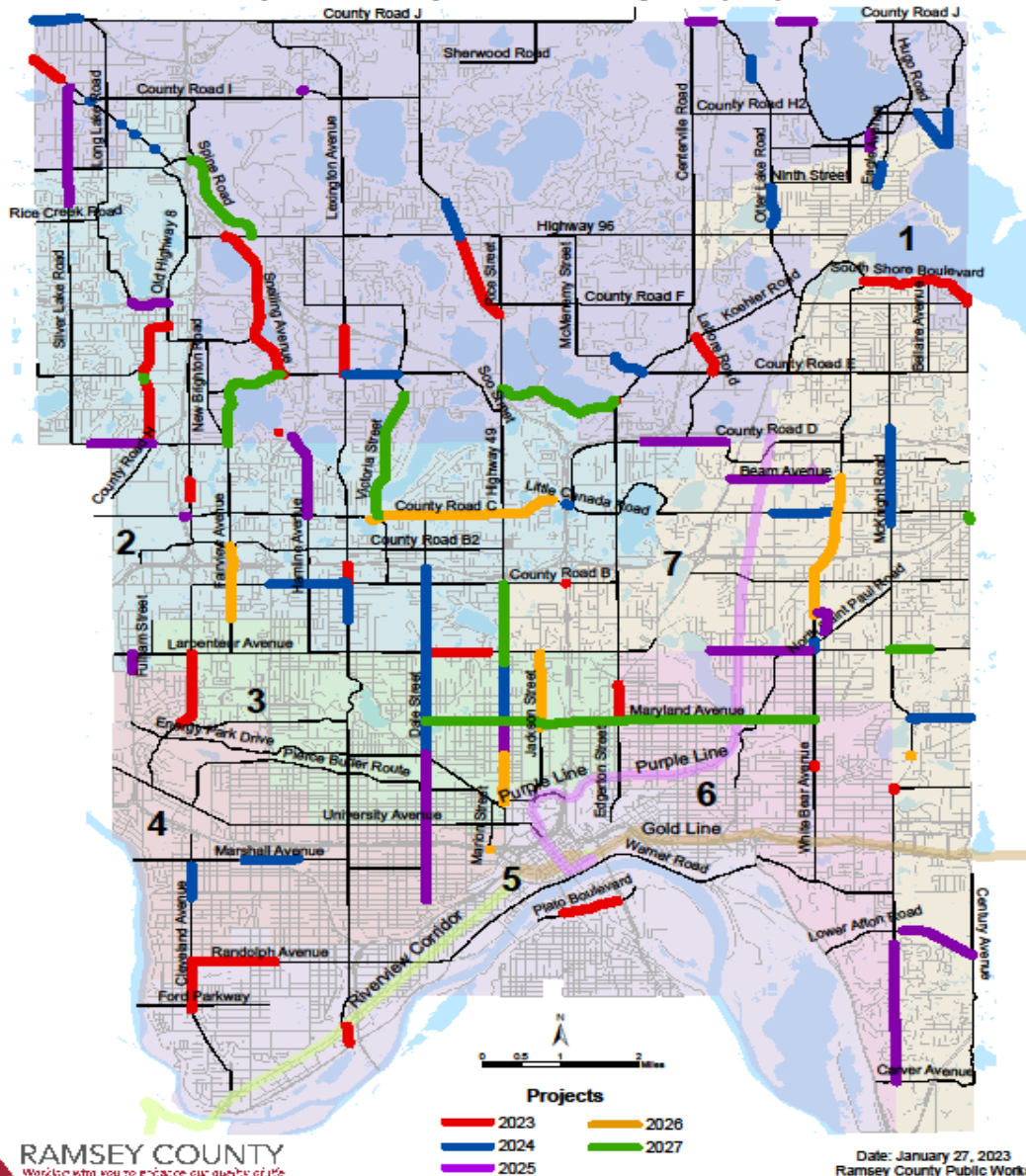


# 2023 Transportation Projects

- 2022 Project Completion
- County Road E (at Old Snelling)
- Hodgson Road (Gramsie St to Hwy 96)
- Lexington Pkwy (Shepard Rd to W. 7<sup>th</sup> St – Phase II)
- 2050 All Abilities Transportation Plan
- Local Project Solicitation for 2025 Construction Year
- 2 projects moved to 2024 to accommodate 2022 Project Completion

**Ramsey County Minnesota Year 2023  
Transportation Improvement Projects (TIP)**





# 2023-2027 Transportation Improvement Program

# Transportation and Transit Funding Sources for Local Agencies

- Federal funding
- State funding
- County funding
- Regional Rail Authority
- Local / Other funding

# **Federal Funding for Transportation - Infrastructure Investment and Jobs Act (IIJA)**

- New discretionary grants and grant programs (including, but not limited to)
  - Bridge Investment Program (in addition to bridge formula program)
  - Safe Streets and Roads for All (vision zero)
  - Congestion Relief
  - Electric Charging and Fueling Infrastructure
  - Rural Surface Transportation
  - Reduction of Truck Emissions
  - PROTECT Program (Anti-Defamation League)
  - Healthy Streets
  - Reconnecting Communities
  - Wildlife Crossings
  - Culverts
  - Strengthening Mobility and Revolutionizing Transportation
  - Climate Change
  - Resiliency
  - Equity

# State Funding for Local Transportation

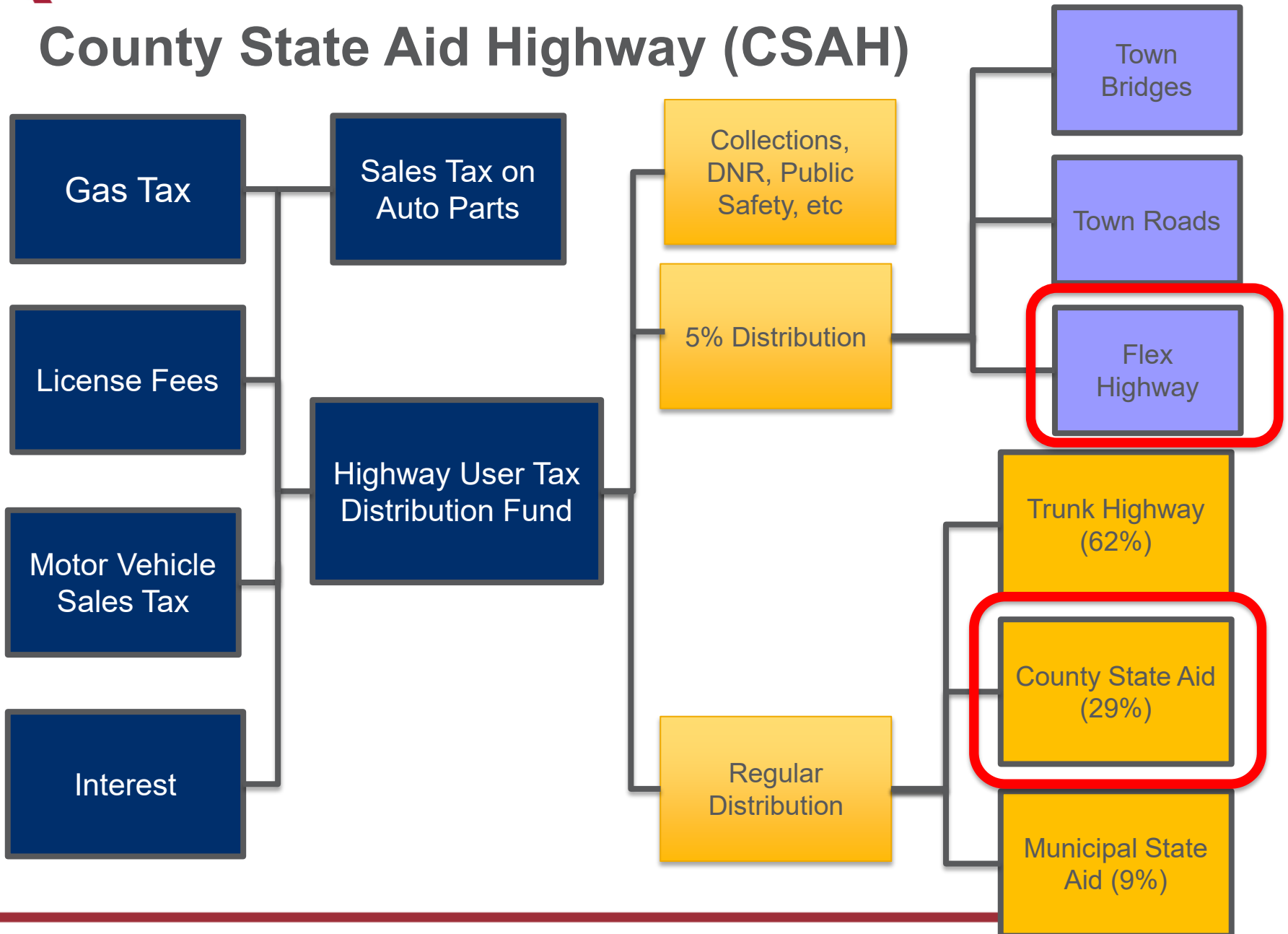


- General Obligation (GO) Bond Funds or General Funds
- Transportation programs via statutes
  - Local road improvement program (competitive)
  - Local bridge replacement program (first-in, first-out)
  - Safe Routes to School (competitive)
  - Active Transportation Program (competitive)
- Direct appropriation from legislature

## County Funding for Transportation

- CSAH Funds
- Wheelage Tax
- Regional Railroad Authority Levy
- Local Option Sales Tax for Transportation and Transit
- CIP Bond Funds
- Motor Vehicle Leased Sales Tax

# County State Aid Highway (CSAH)





# County Wheelage Tax



- Counties given authority to adopt tax for transportation
- Tax per registered vehicle in the county in which it resides
- Ramsey County Board adoption in 2013 (\$10) and 2017 (increased to \$20)
- Priorities of pavement preservation, ped/bike, ADA, traffic signals, drainage, bridge maintenance, roadway appurtenances
- Capital and operating budgets



# Regional Railroad Authority (RRA) Levy



- Ramsey County RRA was created in 1987
- Dedicated to a long-range vision of transit services to meet changing needs for today and for subsequent generations
- Primary focus on Green Line, Gold Line, Purple Line, and the Riverview Corridor
- Capital and operating budgets

## **Local Option Sales Tax (LOST) for Transportation and Transit**

- Counties given authority to adopt 0.5% sales tax and \$20 per motor vehicle
- Must identify specific projects for use of funds
- Ramsey County Board adoption in 2008 as part of Counties Transit Improvement Board (CTIB) and then in 2017 as part of CTIB dissolution
- Primarily capital budget
- Adopted uses include: Green Line; Gold Line; Purple Line; Riverview Corridor; Pedestrian, bike and trail projects; and any project included in the TIP

# Capital Improvement Program (CIP) Bond Funds

- \$2M annually for pavement preservation

County	2022 Pavement Quality Index (PQI)
Anoka	69
Dakota	70
Carver	74
Hennepin	65
Ramsey	61
Scott	71
Washington	68

# Motor Vehicle Leased Sales Tax (MVLST)

- Created in 2008
- Distribution
  - 38% to the county state-aid highway fund;
  - 38% to the greater Minnesota transit account;
  - 13% to the Minnesota state transportation fund; and
  - 11% to the highway user tax distribution fund.
- 38% to CSAH fund – goes to 7 metro counties, excluding Hennepin and Ramsey Counties, based on population percentages

County	Current 2022 Distribution	Add Hennepin and Ramsey
Anoka	\$8,310,573	\$3,464,760
Carver	\$2,456,153	\$1,023,994
Dakota	\$9,929,706	\$4,139,792
Hennepin	\$0	\$12,229,013
Ramsey	\$0	\$5,333,535
Scott	\$3,402,118	\$1,418,377
Washington	\$6,021,229	\$2,510,309

## Other Funding Participation

- Cost participation from cities, counties, watersheds, MnDOT, or other agencies
- Cost participation policy is adopted every year with the approval of the 5-year TIP.
- Typical cost sharing items:
  - Right of way acquisition
  - Storm sewer (by contributing flow)
  - Traffic signals
  - Retaining walls
  - Sidewalks/trails
  - Engineering and construction administration

## On-Going/Future Items for Public Works

On-Going	Future
4-Lane to 3-Lane Conversion Study Implementation	Asset Management Implementation
Access Management & Site Development Review	CERT/SBE Utilization and Workforce Goals in Construction Contracting
CERT/SBE Vendor Usage	Best Value Contracting
Workforce Utilization Tracking	Increased Collaboration With Cities
2050 All Abilities Transportation Plan	City lead project solicitation process
On-Time Bidding & Project Delivery	Cost Participation Policy Review

## Discussion and Next Steps

- Adoption of 2023-2027 TIP – March 21, 2023 County Board meeting
- Includes previous authority delegations
- New delegation of authority requested
  - Authorize the County Manager to issue letters of support in place of an official Board Resolution for constituent cities' grant applications
- Includes definitions of various TIP programs and project scopes that are contained within
- Adjusts Cost Participation Policy to include new items
- Completion of 2050 All Abilities Transportation Plan

# Questions?

## **Brian Isaacson**

Director of Public Works

651-266-7115

[brian.Isaacson@co.Ramsey.mn.us](mailto:brian.Isaacson@co.Ramsey.mn.us)

## **John R. Mazzitello**

Deputy Director of Public Works - Program Delivery

Interim County Engineer

651-266-7105

[john.mazzitello@co.Ramsey.mn.us](mailto:john.mazzitello@co.Ramsey.mn.us)