

Immigration Legal Defense and Wrap Around Services

Updates and Outcomes for Community

November 24, 2020

Workshop Agenda

- Introductions
- Overview and Background
- Updates on Immigration Legal Defense
- Updates on Immigration Wrap Around Services
- Updates from the Office of the City Attorney, St. Paul
- Policy Updates
- Next Steps

Workshop Presenters

Ramsey County

- Elizabeth Tolzmann, Director of Policy and Planning
- Sara Hollie, HWST Racial and Health Equity Administrator
- Lidiya Girma, Interim Executive Assistant

City of St. Paul

- Edmundo Lijo, Assistant City Attorney

VERA Institute for Justice

- Courtney Lee, Senior Program Associate

Immigrant Law Center of Minnesota (ILCM)

- Robyn Meyer-Thompson, Staff Attorney

Immigration Wrap Around Services Team

Sara Hollie

HWST Racial and Health
Equity Administrator

Elizabeth Tolzmann

Policy and Planning
Director

Lidiya Girma

Interim Executive Assistant

Kathy Hedin

HWST Deputy County
Manager

Jessica Jerney

Senior Program Evaluator

Amee Xiong

Planning Specialist

Sia Xiong

Administrative Planning
Assistant

Kim Klose

Planning Specialist

Gina Pistulka

Public Health Division
Manager

Immigration Legal Defense

Why Universal Representation?

- There is no right to a government-funded attorney in deportation proceedings.
- 70% of detained people unrepresented.
- Representation makes a difference

43%
of detained clients
were **released from
custody** on bond or at
case conclusion

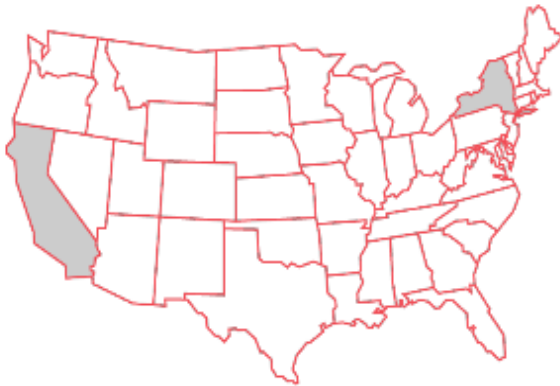
71%
of clients granted bond
had their **bond amount
lowered** or received
bond when one had
not been set originally

98%
of clients released from
custody have
continued to appear
for court hearings

Background and Overview

The growth of universal representation, 2013-2020

States with jurisdictions funding removal defense (before November 2017)



The SAFE Network (launched in November 2017)



Additional states with jurisdictions funding removal defense (May 2020)



SAFE is in 21 jurisdictions across 11 states.

Including SAFE, the country has over 40 communities across 18 states that have advanced publicly-funded deportation defense programs.

Taking the Pulse

Three out of five people in the Minneapolis-St. Paul metropolitan area, or **61 percent**, support government-funded attorneys for immigrants facing deportation. This support is widespread, existing among:

- **74 percent** of people residing in Hennepin County (where Minneapolis is located)
- **75 percent** of those residing in Ramsey County (where St. Paul is located)

County Response to Community Need

- Approved a one-time allocation of \$100,000 for immigration legal defense
- Joined the SAFE (Safety and Fairness for Everyone) network
 - Legal service providers
 - Advocates
 - Governments
- Allocated \$100k/year for wrap around services
- Entered a partnership with St. Thomas University and the Immigrant Law Center of MN (ILCM) to hire legal fellow

Immigration Legal Defense

Creation of Legal Defense Fund

- Ramsey County: \$100,000
- VERA Institute for Justice: one-time matching grant of \$100,000.
- The City of St. Paul: \$50,000
- Total Legal Defense Fund dollars: **\$250,000**

Contracting with legal defense partners

- Length of contract: March 1, 2020 – February 28, 2021
- VERA managed the contracting and evaluation process
- Half of defense fund dollars have been spent



Collaborative of Legal Service Providers

Organization	Representatives
Immigrant Law Center of Minnesota (ILCM)	<ul style="list-style-type: none">• Veena Iyer, Executive Director• Robyn Meyer-Thompson, Staff Attorney• Evangeline Dhawan, Legal Fellow
Advocates for Human Rights	<ul style="list-style-type: none">• Sarah Brenes, Refugee & Immigrant Program Director• Michelle Garnett McKenzie, Deputy Director• John Bruning, Staff Attorney
Mid-Minnesota Legal Aid	<ul style="list-style-type: none">• Anne Carlson, Assistant Supervising Attorney

Scope of Representation

- Contract Goal: 24-36 full representation detained cases
- **13 cases** for full representation so far. 85% are also St. Paul residents.
- **Zealous representation** at Fort Snelling Immigration Court
- **Adjustments due to COVID-19 pandemic**
 - Remote video and phone intake
 - Expansion of representation to meet the evolving needs of Ramsey County and St. Paul residents
 - National trends on COVID

Outcomes for Immigration Legal Defense

- Case Outcomes for our **13 accepted cases**:

4 cases

won asylum or protection under the Convention Against Torture.

4 cases have pending habeas petitions for release from detention

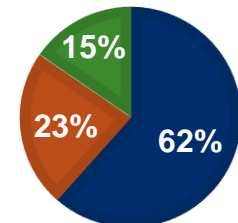
4 cases lost relief. 1 is on appeal. 1 has a path to return to the U.S..

1 case is pending at Fort Snelling.

- Our clients reflect the diversity of our community.
- Impacted Client Story
- Challenges faced by our community
- Highlights of work by Evangeline Dhawan

COUNTRIES OF ORIGIN

■ SE Asia ■ Central America ■ West Africa



Immigration Wrap Around Services

Establishing Immigration Wrap Around Services

- Created a cross-department/cross-service area team
- Engaged community to identify service needs
- Piloted a grant process
 - Share opportunity with community
 - Evaluate proposals with community representation
 - Develop and execute grant agreement
 - Follow-up with partners on a grant report and progress
- \$100,000 used to partner with local, community-based organizations

Wrap Around Services: Grant Cycle

	Duration	Number of Grantee Organizations
Round 1	November 15, 2019 – December 31, 2019	10
Round 2	June 1, 2020 – August 30, 2020	5
Round 3	October 1, 2020 – December 31, 2020	8
Total number of contracts: 23 Total Number of Community Organizations Supported: 17 <i>(Some organizations received multiple grants)</i>		

Focus Areas of Service

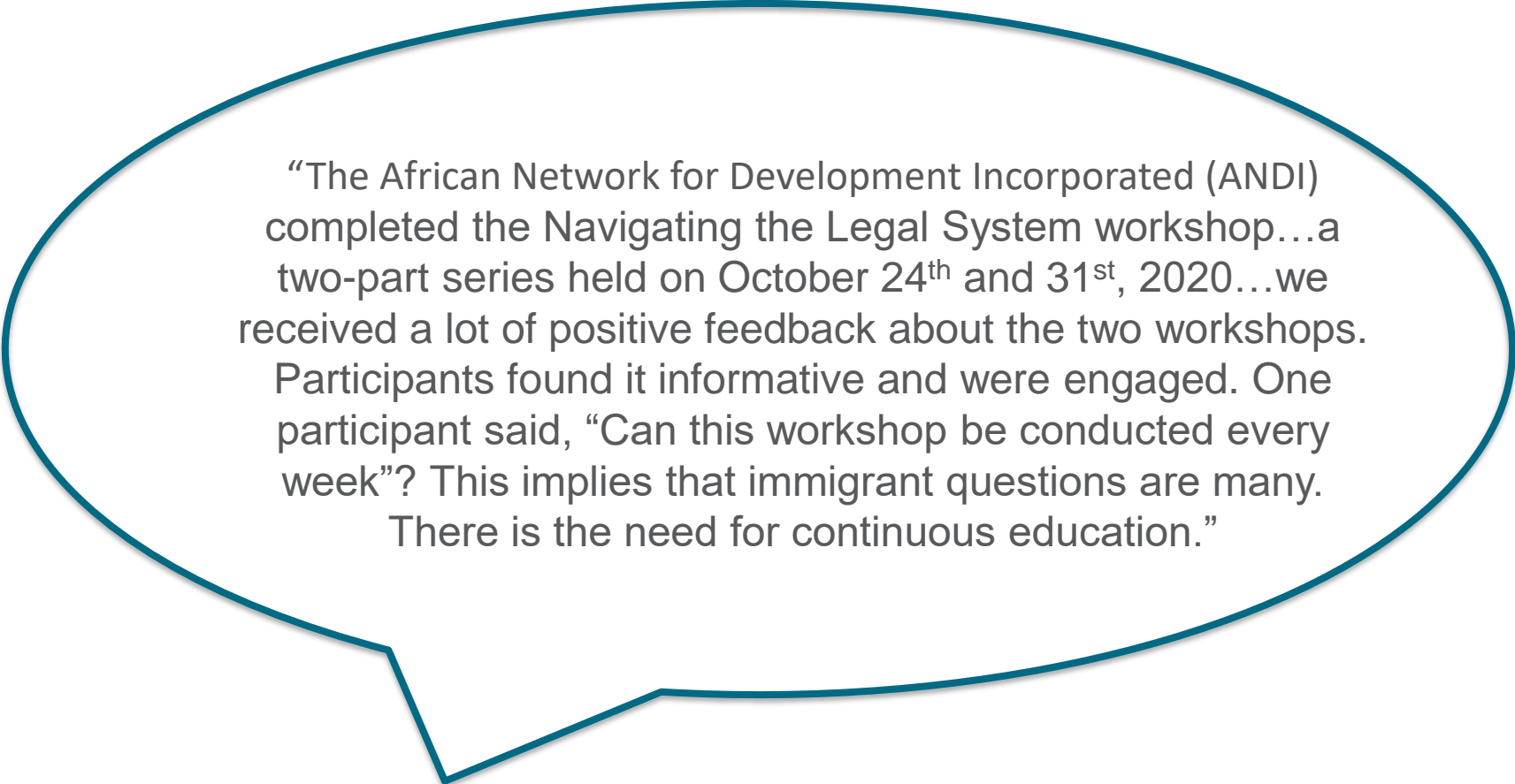
Services Provided

- Education and awareness regarding deportation and immigration laws
- Increasing knowledge of resources for support and pathways to citizenship
- Increase awareness of free legal services (communications and marketing)
- Connecting residents with county and community services/programs and legal resources through referrals

Key Issue Areas

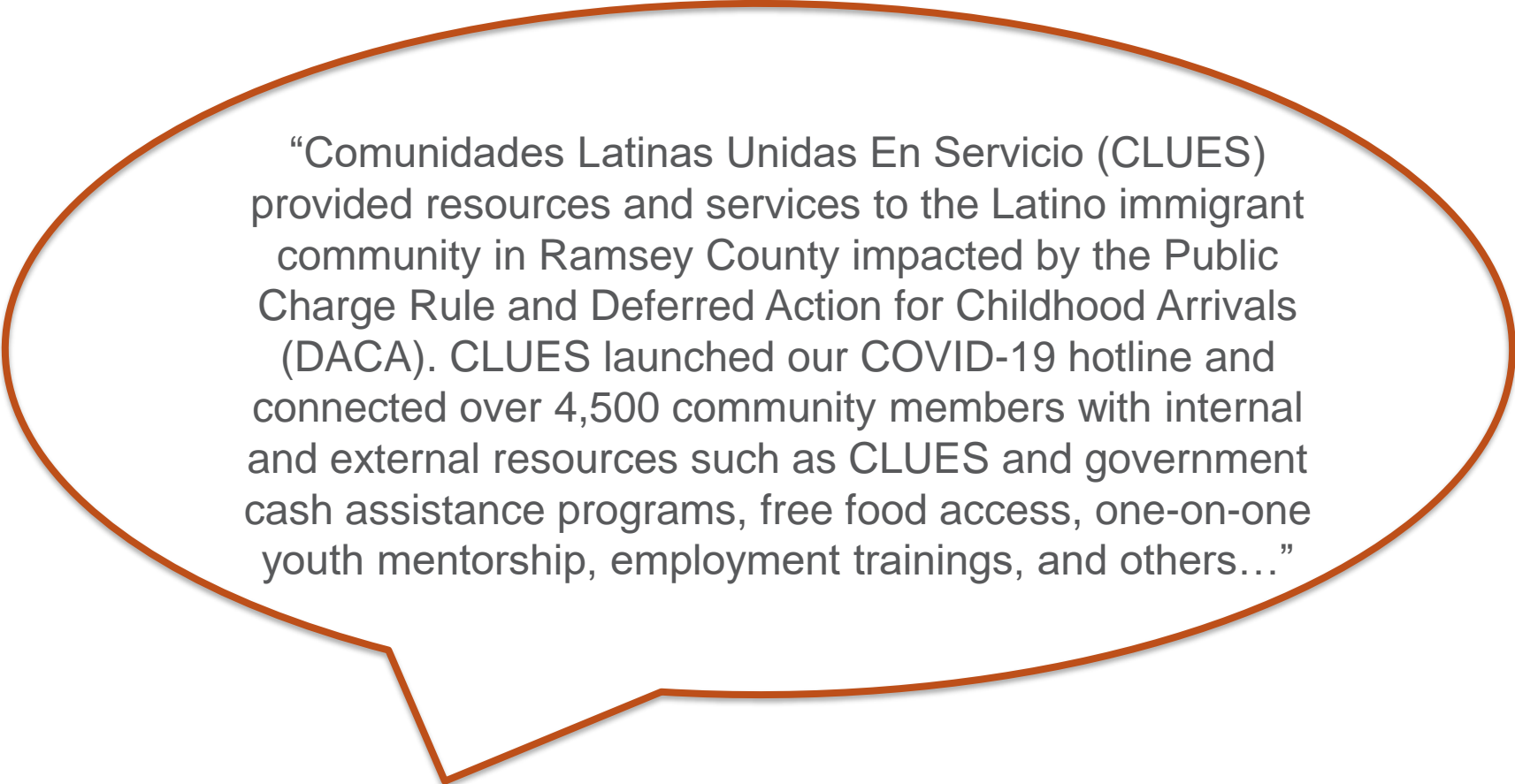
- The Public Charge Rule
- Southeast Asian deportation related to Repatriation Agreements
- Deferred Action for Childhood Arrivals (DACA)
- During COVID-19
 - Legal support
 - Families of immigrant and refugee and school support
 - Housing
 - Food Support

Reflections from our Partners



“The African Network for Development Incorporated (ANDI) completed the Navigating the Legal System workshop...a two-part series held on October 24th and 31st, 2020...we received a lot of positive feedback about the two workshops. Participants found it informative and were engaged. One participant said, “Can this workshop be conducted every week”? This implies that immigrant questions are many. There is the need for continuous education.”

Reflections from our Partners



“Comunidades Latinas Unidas En Servicio (CLUES) provided resources and services to the Latino immigrant community in Ramsey County impacted by the Public Charge Rule and Deferred Action for Childhood Arrivals (DACA). CLUES launched our COVID-19 hotline and connected over 4,500 community members with internal and external resources such as CLUES and government cash assistance programs, free food access, one-on-one youth mentorship, employment trainings, and others...”

Reflections from our Partners

“We (Release MN8) are thankful for the support of the Ramsey County grant. Before the pandemic, these grants helped us to hold two in person events that had over 400+ participants which included impacted individuals. During one of the events we were able to help over 100+ people with final orders of removal in submitting their FOIA request to EOIR. Having all of these documents is crucial when working with an attorney. The Ramsey County funds allowed Release MN8 to support those with deportation orders to do that.”

Updates from the Office of the City Attorney- City of Saint Paul

Immigrant and Refugee Program - Office of the City Attorney, City of Saint Paul

Program Purpose

- Pursue initiatives that facilitate the successful integration of immigrants and refugees into Saint Paul's civic, economic and cultural life.

Assistant City Attorney Role

- Legal advice on immigration related matters to the Mayor, City Council, and City Prosecutors
- Development and management of the City's Immigrant and Refugee Affairs program.

Immigrant and Refugee Program - Office of the City Attorney, City of Saint Paul

- Ramsey County/City of Saint Paul/VERA Legal Defense Program
- Citizenship Initiative Program
- Gateways for Growth Initiative
- Community engagement – Strategic Immigration Law advocacy
- Welcoming Week Activities – September 11, 2020 to September 20, 2020

Policy Updates and Next Steps

Key Policy Updates

- Public Charge Rule
- ICE Detention during COVID
 - Ramsey County letter to ICE
 - County/City Joint Star Tribune Op-Ed
- Refugee Resettlement
- Partnerships with local agencies
 - St. Paul, Ramsey County, Minneapolis, Hennepin County, DEED

Next Steps

- Continued partnership
- Continued wrap-around services and community engagement
- Sustainability
- Shared legislative policies and federal platforms



*A county of excellence working with
you to enhance our quality of life.*

Thank you!

Safety & Fairness for Everyone (SAFE) Initiative: Ramsey County/Saint Paul

In 2019, Ramsey County/Saint Paul was selected to join the Vera Institute of Justice’s Safety and Fairness for Everyone (SAFE) Initiative—a unique collaboration among governments, immigration legal service providers, and advocates working together to build a movement for universal representation—a public defender system for all immigrants facing deportation.



SAFE Program Description: Ramsey County/Saint Paul, Minnesota

Legal Service Providers:	Advocates for Human Rights; Immigrant Law Center of Minnesota; Mid-Minnesota Legal Aid
Populations Served:	Ramsey County/Saint Paul residents facing removal or those with close ties to Ramsey County/Saint Paul with a priority for serving those who are detained
Detention Centers Served:	Sherburne County Jail (Elk River, MN); Carver County Jail (Chaska, MN); Freeborn County Jail (Albert Lea, MN); Kandiyohi County Jail (Willmar, MN)
Method of Identifying Clients:	Monthly intake clinics at Sherburne, Carver, Freeborn and Kandiyohi; ILCM Detention Hotline; referrals from the community

The program began serving clients in March of 2020 and has represented thirteen clients since then. Despite the many challenges of starting a program at the onset of the COVID-19 crisis, the City and County’s investment has strengthened the legal services providers’ (LSPs) capacity to advocate for the release of residents from dangerous detention centers through creative legal means and collaboration, despite Immigration and Custom Enforcement’s resistance to releasing people. For example, this program provides:

- **Zealous Representation:** Advocates for Human Rights (AHR) represents three Saint Paul residents who are Burmese refugees who previously accepted deportation orders rather than fight their cases without a lawyer. The government continued to detain them for nearly one year, but they were unable to challenge their detention without a lawyer. AHR filed petitions for *habeas corpus* in federal court requesting their clients’ release based on their prolonged detention in violation of their constitutional rights, and the litigation is ongoing. AHR’s prior efforts on behalf of a group of Ghanaian and Cuban asylum seekers serve as a model nationally for challenges to the government’s prolonged detention after a removal order.

- **Release Advocacy:** After at least two individuals tested positive for COVID-19 at Freeborn County Jail, the LSPs collaborated with the cities of Saint Paul and Minneapolis to utilize their access to the facility in support of advocacy to safely release individuals so that they can access necessary medical services.
- **Holistic, Person-Centered Representation:** The LSPs have utilized the Ramsey County wraparound services program to provide necessary social services for their clients, including referrals to the Wilder Foundation for mental health assessments and post-release services.

Making an Impact in Ramsey County/Saint Paul



75%
Of cases where social service needs were identified have been referred for wrap-around social services



16
Average years living in the United States



67%
Of clients with families in Ramsey County/Saint Paul are breadwinners for their household

*Data as of 9/30/2020

Client Stories

Mid-Minnesota Legal Aid's (MMLA) client is a Hmong resident of Saint Paul who has lived in the United States for over 40 years. He developed a substance use disorder following the death of his wife in a tragic hit and run accident. With the help of an attorney through the program, he was able to apply for asylum based on his fear of returning to Laos because of his Christian faith and substance use disorder. After a merits hearing, the immigration judge granted him asylum, and the government appealed the decision. MMLA continues to represent their client on appeal and help him access the treatment and mental health services he needs.

Immigrant Law Center of Minnesota's (ILCM) client is a Burmese citizen and green card holder who lived in a Thai refugee camp before coming to the United States in 2008. As a teenager, he had to step in for his parents to help take care of his younger siblings, and the stress led to substance abuse and criminal arrest in the United States. Despite court orders mandating treatment, he was never able to access resources in his native language and therefore could not get the mental health treatment he needed. Based on the police reports, the attorney suspects there was racial/anti-immigrant motivation behind some of his arrests as well. After ICE detained him, he was afforded a free attorney through the Ramsey County/Saint Paul legal services fund who helped him finally access health services from a counselor who shares his ethnic background and speaks his native language. The legal team convinced the immigration judge to stop his deportation because he is likely to face torturous conditions in Burma if deported. Although the government appealed this decision, ILCM is partnering with pro bono attorneys and the University of Minnesota's Binger Center for New Americans to fight the appeal and advocate for his release as soon as possible.

The Advocates for Human Rights' (AHR) client was brought to the United States from Mexico as a young child. Throughout his life, he experienced complex mental health challenges which contributed to his past several years in jail and mental health institutions. Now in ICE custody, he reached out for legal help the night before he was going to sign an order of deportation and was afforded a free lawyer through the program. The legal team observed that his incarceration was exacerbating underlying stressors and traumas, and they secured a psychological evaluation for him through a community referral to the Amherst Wilder Foundation. That evaluation formed the basis for a claim for relief from deportation under the United Nations Convention Against Torture. Thanks to the legal team's tireless advocacy, the judge agreed not to deport him because of his severe mental health conditions and the likelihood that he would face torture if he were to be deported to Mexico. The government appealed the judge's decision, and the legal team continues to support him on the appeal and is advocating for his immediate release.

Public Support in the Minneapolis-St. Paul Metropolitan Area for Government-Funded Attorneys in Immigration Court

The Vera Institute of Justice (Vera) partnered with the survey firm Lucid to conduct a public opinion poll to explore attitudes toward government-funded attorneys for people in immigration court in the Minneapolis-St. Paul metropolitan area. The survey was administered online in May and June 2020 and included 1,068 adults (18 years and older) living in the area. The results are statistically weighted to be representative of the Minneapolis-St. Paul population with regard to age, education, gender, household income, race and ethnicity, and region of residence.

Key findings

Three out of five people in the Minneapolis-St. Paul metropolitan area, or 61 percent, support government-funded attorneys for immigrants facing deportation. This support is widespread, existing among:

- 74 percent of people residing in Hennepin County (where Minneapolis is located) and 75 percent of those residing in Ramsey County (where St. Paul is located); and
- 57 percent of likely voters.

The next sections include details about the results summarized above and additional results.

Government-funded attorneys in immigration court

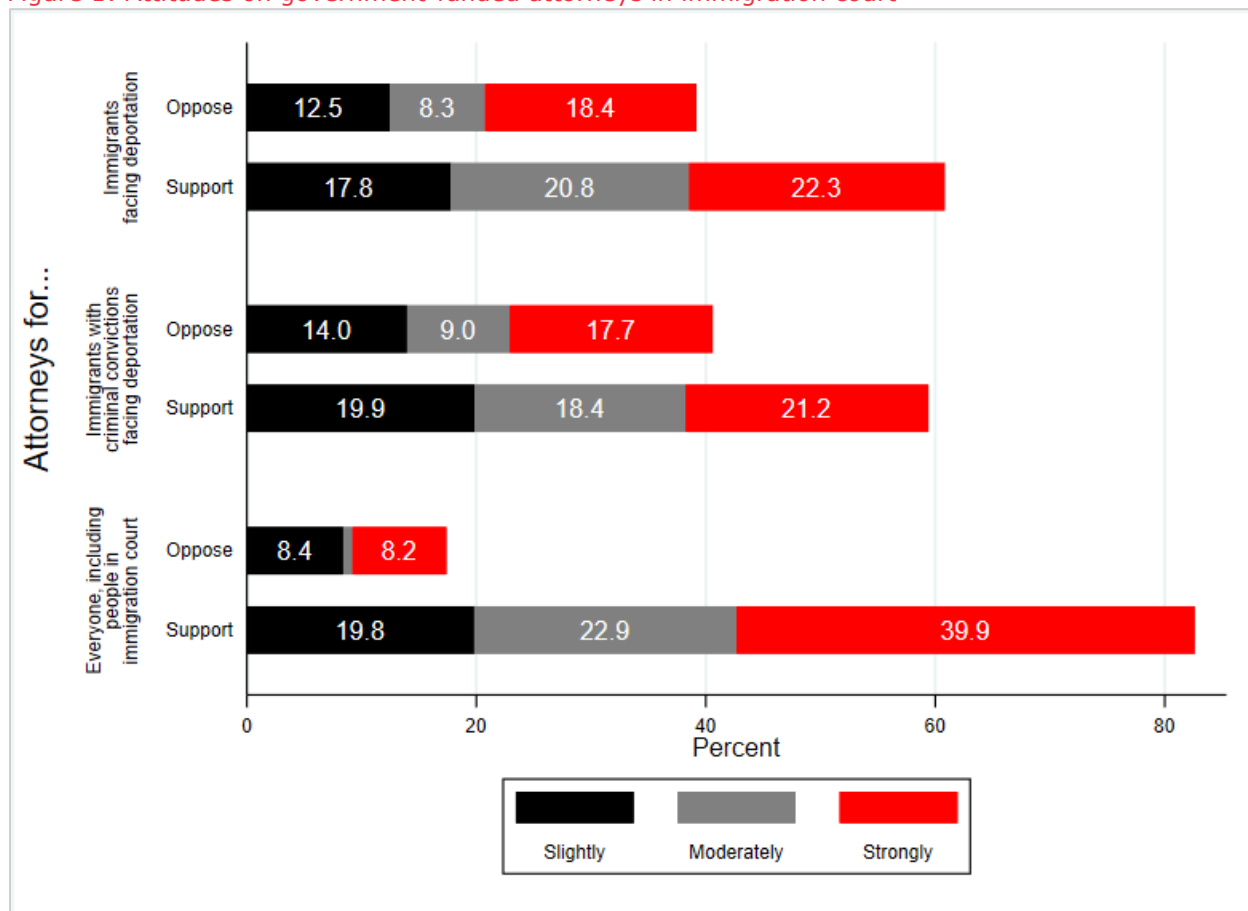
Respondents were randomly assigned to answer either question one, two, or three, below.¹ The questions, while similar, contain important differences in wording. Randomly assigning respondents to answer one of the three questions allows for a comparison of attitudes towards government-funded attorneys in immigration court and how they may shift depending on the language used. The three questions are:

1. Do you support or oppose the government paying for an attorney for immigrants facing deportation who cannot afford one in immigration court?
2. Do you support or oppose the government paying for an attorney for immigrants with criminal convictions who are facing deportation and cannot afford one in immigration court?
3. Do you support or oppose the government paying for an attorney for everyone who cannot afford one in a court of law, including people in immigration court?

Question one asks about the government paying for attorneys for “immigrants facing deportation.” Question two is nearly the same, but asks about attorneys for “immigrants *with criminal convictions*.” Question three differs from questions one and two by asking about attorneys for “everyone...including people in immigration court.” All questions specify that government-funded attorneys are for those who cannot afford one. The main differences, then, are that questions one and two are directly about government-funded attorneys in deportation proceedings (question two taking a step further than question one by specifying immigrants with criminal convictions as recipients of attorneys), while question three allows for an exploration of whether support for government-funded attorneys is higher when framed as a universal right—as part of a system that provides attorneys “for everyone,” inclusive of “people in immigration court.” Moreover, question three does not use the words “immigrant” or “deportation,” instead humanizing the foreign-born population by specifying that these are *people* in immigration court. Answer options for all three questions are: strongly support, moderately support, slightly support, slightly oppose, moderately oppose, and strongly oppose. Responses to the questions are presented in Figure 1.

¹ Question one was the primary question of interest, as the main goal of the research was to understand attitudes toward government-funded attorneys for immigrants facing deportation. Therefore, most respondents (about half) were randomly assigned to answer this question. Questions two and three were added to see how support may increase or decrease depending on the language used compared to question one. Therefore, fewer respondents were assigned to questions two and three than to question one (about a quarter were assigned to question two and a quarter to question three).

Figure 1: Attitudes on government-funded attorneys in immigration court



n=1,068

Key findings from Figure 1:

- Solid majorities of people in the Minneapolis-St. Paul metropolitan area support government-funded attorneys in immigration court across all three questions.
 - Sixty-one percent express support for government-funded attorneys for immigrants facing deportation (question one); a similar proportion of people—59 percent—support government-funded attorneys for immigrants *with criminal convictions* (question two).²

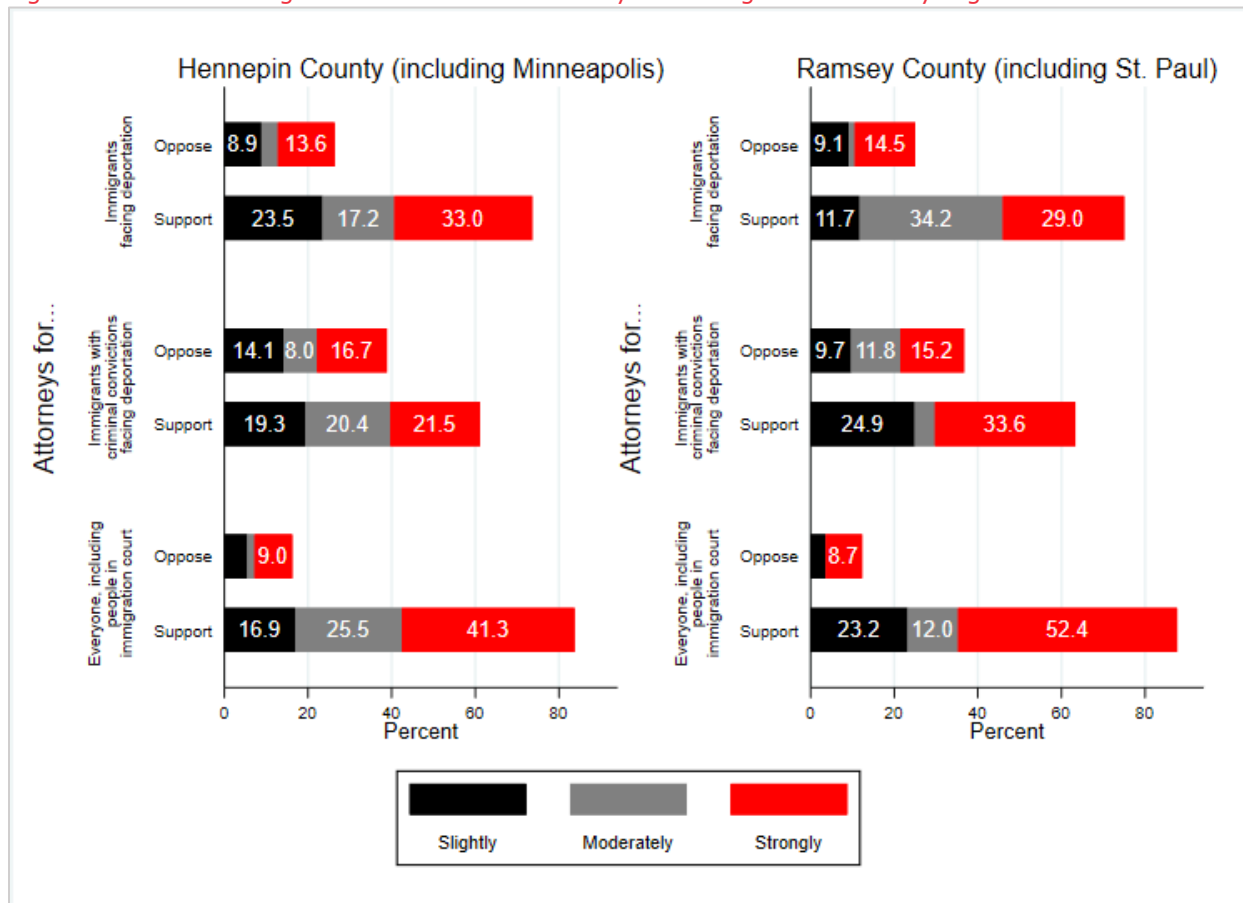
² A t-test that compares mean responses to questions one and two reveals that there is no significant difference between the two ($p=0.742$). This means that respondents are answering the two questions in a similar manner, indicating that support for government-funded attorneys is just as high when immigrants with criminal convictions are specified as the recipients of lawyers compared to when people are asked about lawyers for immigrants generally (without an explicit mention of immigrants with criminal convictions). In all t-tests referenced in this document, responses are coded to range from 0 (strongly oppose) to 1 (strongly support), with all other values falling evenly in between (moderately oppose = 0.2, slightly oppose = 0.4, etc.).

Additionally, the percentages displayed in Figure 1 for those supporting attorneys for immigrants with criminal convictions of 19.9, 18.4, and 21.2 sum to 59.5—or 60 percent when rounded. However, the full values are 19.85, 18.39, and 21.16, which sum to 59.4, or 59 percent when rounded, as indicated in the text. Rounding instances, as described here, account for other small discrepancies between values presented in figures and text.

- Support increases substantially when attorneys in immigration court are framed as part of a larger system of attorneys for all (question 3), with 83 percent of respondents expressing support.³

Figure 2, below, is analogous to Figure 1, but focuses on respondents who reside in Hennepin and Ramsey Counties, where Minneapolis and St. Paul are located, respectively. (The overall sample includes residents of the wider Minneapolis-St. Paul metropolitan area, which spans areas beyond the Hennepin and Ramsey County lines—495 respondents live outside of these county lines and are not included in Figure 2.)

Figure 2: Attitudes on government-funded attorneys in immigration court by region of residence



n = 573

Key findings from Figure 2:

- Within Hennepin and Ramsey Counties, the same patterns emerge as observed in Figure 1, with robust support for attorneys for immigrants facing deportation (question 1). Support persists

³ T-tests that compare mean responses between questions one and three and between questions two and three reveal significant differences ($p=0.000$ in both comparisons).

when immigrants with criminal convictions are specified as the recipients of lawyers (question 2), and support is even higher when attorneys for immigrants are framed as part of a larger system of attorneys for all (question 3).

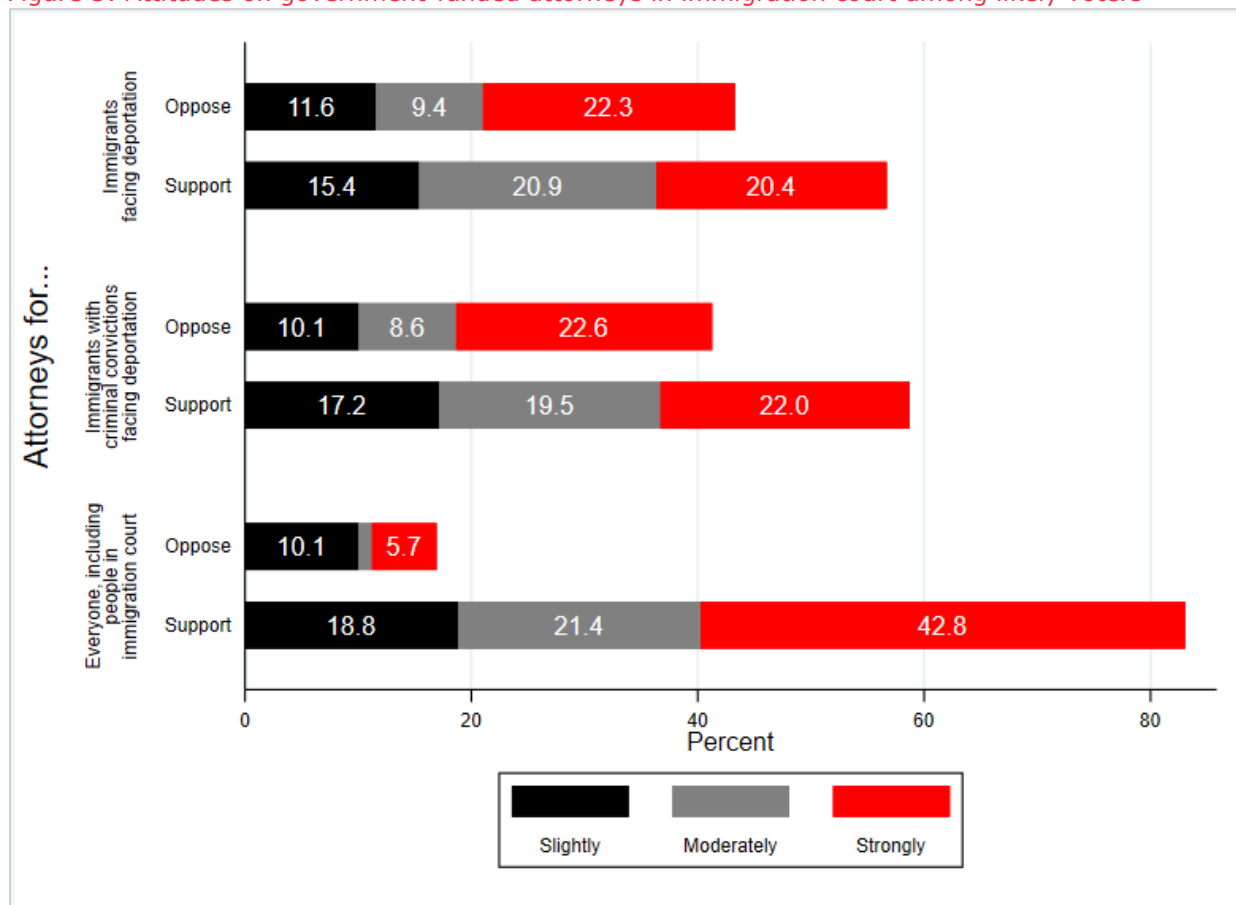
- Three in four people in Hennepin and Ramsey Counties (or 74 percent and 75 percent, respectively) support government-funded attorneys for immigrants facing deportation (question one).
- More than 60 percent of people in both counties support attorneys for immigrants with criminal convictions (question two).
- Support increases to more than 80 percent among people in Hennepin and Ramsey Counties when attorneys are framed as part of a larger system of attorneys for everyone who cannot afford one (question three).

Figure 3, below, includes responses only from people who are likely to vote. Likely voters are defined as people who reported that they were registered to vote and planned to vote in 2020. Respondents aged 22 years or older were only included if they reported having voted in the 2016 presidential election and recalled for whom they voted (those under 22 may not have been old enough to vote in 2016 and were therefore not held to this requirement).⁴ Sixty-six percent of survey respondents were categorized as likely voters.⁵

⁴ For discussions of how to measure likely voters in surveys, see Scott Keeter and Ruth Igielnik, “Can Likely Voter Models be Improved?” Pew Research Center, January 7, 2016, <https://www.pewresearch.org/methods/2016/01/07/can-likely-voter-models-be-improved/>; and Michael Dimock, Scott Keeter, Mark Schulman et al., *A Voter Validation Experiment: Screening for Likely Voters in Pre-Election Surveys* (Washington, DC: Pew Research Center, 2001), <https://assets.pewresearch.org/wp-content/uploads/sites/5/2001/05/12.pdf>.

⁵ For reference, 81 percent of the Hennepin County voting-age population (VAP) and 75 percent of the Ramsey County VAP voted in the 2016 presidential election. See Office of the Minnesota Secretary of State, “2016 Election Statistic Maps,” <https://www.sos.state.mn.us/elections-voting/election-results/2016/2016-general-election-results/2016-election-statistics-maps/>.

Figure 3: Attitudes on government-funded attorneys in immigration court among likely voters



n = 703

Key findings from Figure 3:

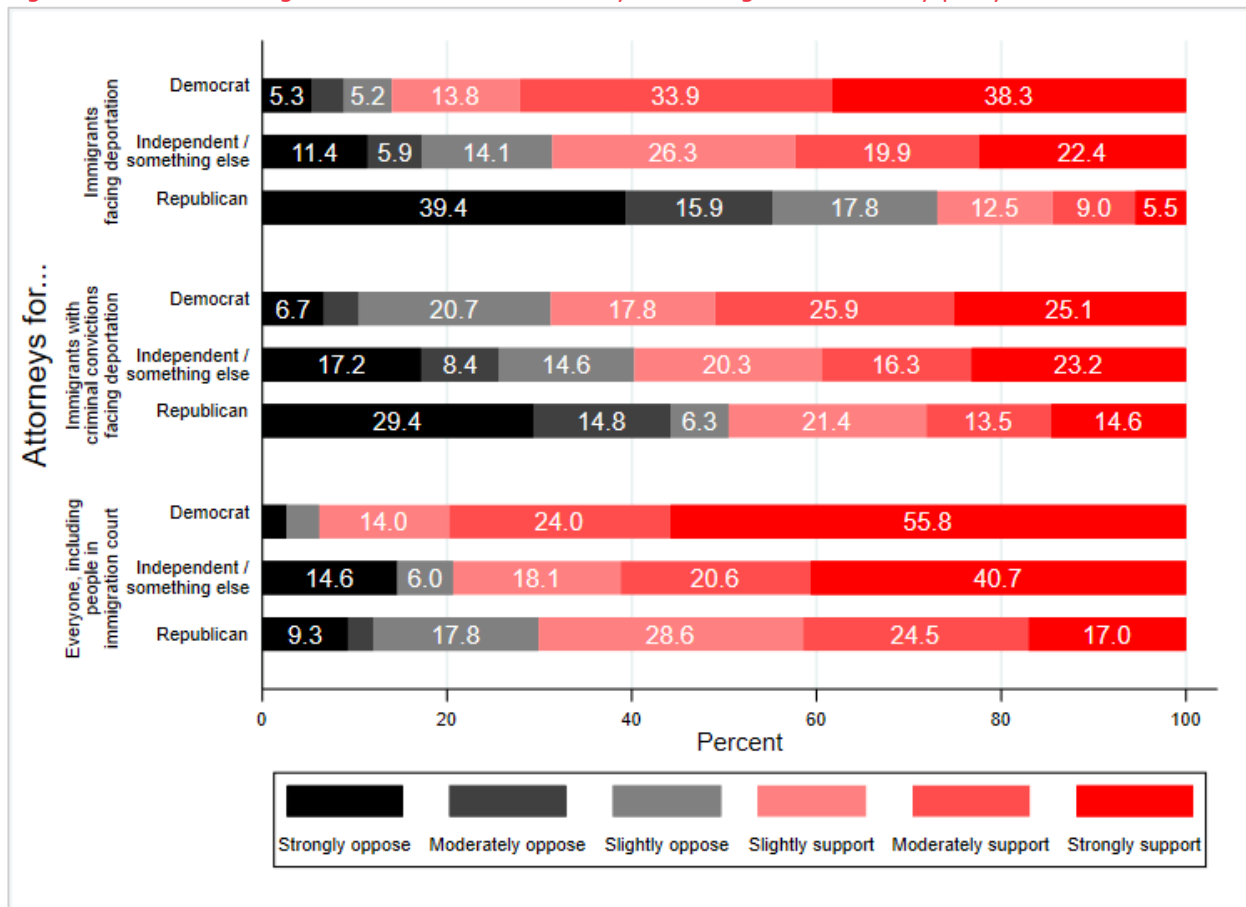
- Once again, the results show that there is majority support for government-funded attorneys in immigration court, this time among likely voters. Support remains steady even when immigrants with criminal convictions are specified as the recipients of lawyers, and support increases significantly when attorneys for immigrants are framed as part of a larger system of attorneys for all.⁶
 - Fifty-seven percent of likely voters support government-funded attorneys for immigrants facing deportation (question one).
 - Fifty-nine percent express support when immigrants with criminal convictions are specified (question two).

⁶ T-tests that compare mean responses among likely voters between the questions show that there is no significant difference between questions one and two ($p=0.842$), but there are significant differences when question three is compared to questions one and two ($p=0.000$ in both comparisons).

- Eighty-three percent of likely voters express support for lawyers when attorneys in immigration court are framed as part of a larger system of “attorneys for everyone who cannot afford one” (question three).

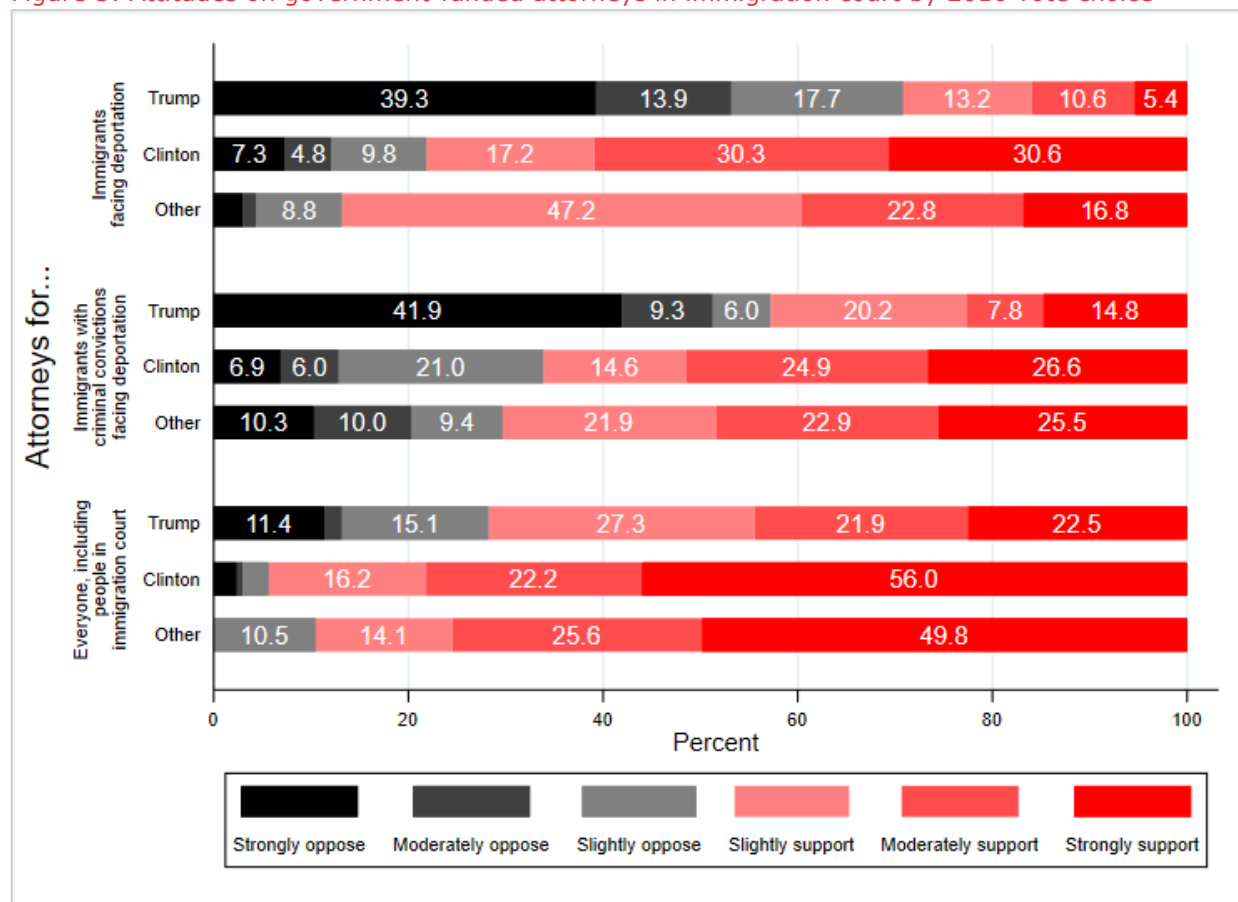
The next two graphs plot the percentages of people giving each response by their political party identification (Figure 4) and by their 2016 vote choice (Figure 5). Responses to question one in Figures 4 and 5 appear in the top third of each graph, answers to question two are displayed in the middle of the graphs, and responses to question three are shown in the bottom third. Each bar sums to 100 percent.

Figure 4: Attitudes on government-funded attorneys in immigration court by party identification



n = 1,062 (412 Democrats, 356 independents/something else, and 294 Republicans).

Figure 5: Attitudes on government-funded attorneys in immigration court by 2016 vote choice



n = 803 (293 Trump, 405 Clinton, and 105 third-party candidate voters). Only those who reported voting in 2016 are included in Figure 5.

Key findings from Figures 4 and 5:

- Democrats, those who do not identify with Democrats nor Republicans, Clinton voters, and those who voted for a third-party candidate in the 2016 presidential election are very supportive of government-funded attorneys in immigration court across all three questions.
 - At the lower end, 60 percent of people who do not identify with Democrats nor Republicans (Independents/something else) expressed support for attorneys for immigrants with criminal convictions (question 2).
 - At the upper end, 94 percent of Clinton voters supported government-funded attorneys for everyone, including people in immigration court (question 3).
- Although Republicans and Trump voters tend to oppose government-funded attorneys for immigrants facing deportation (in question one) and for immigrants with criminal convictions (in question two), nearly three out of four Republicans and Trump voters support government-funded attorneys in question three.
 - These results suggest that messaging that frames attorneys in immigration court as part of a larger system of attorneys for all might be a successful strategy to build support for

lawyers in immigration court among people who might be inclined to oppose legal representation for immigrants.

Support for government-funded attorneys by general immigration attitudes

The survey included a standard immigration question that researchers have asked across many prominent surveys over many years. Including a standardized question allowed Vera to compare the sample with respondents to other surveys of immigration attitudes. The standard immigration question is:

4. Do you think the number of immigrants from foreign countries who are permitted to come to the United States to live should be increased, decreased, or kept the same as it is now?

Answer options to question four are: increased a lot, increased a moderate amount, increased a little, kept the same as now, decreased a little, decreased a moderate amount, and decreased a lot. Table 1 presents the percentages of people in the Minneapolis-St. Paul metropolitan area who think immigration to the United States should be increased, decreased, or kept the same. The Minneapolis-St. Paul sample appears in the first column of results, and the following columns present percentages of responses across three recent, prominent, national surveys: the American National Election Studies (ANES), Gallup, and the Pew Research Center.⁷ The table shows that immigration attitudes among the Minneapolis-St. Paul sample are similar to attitudes across national surveys, where one third want to decrease immigration, about one third would like no change to current immigration levels, and about one third support increased immigration to the United States.

Table 1: Standard immigration question across four surveys

Immigration to the U.S. should be...	Survey			
	Minneapolis-St. Paul/Vera	ANES	Gallup	Pew
Increased	32%	31%	34%	32%
Kept the same	36%	35%	36%	38%
Decreased	32%	33%	28%	24%

⁷ See American National Election Studies, “2018 Pilot Study,” <https://electionstudies.org/data-center/2018-pilot-study/>; Gallup, “Immigration,” (3 percent of the Gallup respondents are coded as “no opinion”), <https://news.gallup.com/poll/1660/immigration.aspx>; and Pew Research Center, “Shifting Public Views on Legal Immigration Into the U.S.” June 28, 2018, <https://www.people-press.org/2018/06/28/shifting-public-views-on-legal-immigration-into-the-u-s/>.

Finally, Table 2 shows the percentages of respondents who support government-funded attorneys in questions one through three by their responses to the standard immigration question (question four above).

Table 2: Support for government-funded attorneys by responses to the standard immigration question

Immigration to the U.S. should be...	Percentage supporting government-funded attorneys for...		
	Immigrants facing deportation	Immigrants with criminal convictions facing deportation	Everyone, including people in immigration court
Increased	87%	80%	96%
Kept the same	71%	61%	86%
Decreased	25%	34%	64%

n=1,068

Key findings from Table 2:

- There is strong support for government-funded attorneys among the 68 percent of respondents who believe immigration to the United States should be kept at present levels or increased. Among these people, support was high across all three questions, ranging from:
 - 61 percent of those who answered question two (about lawyers for immigrants with criminal convictions) and who believe immigration levels to the United States should be kept the same, to
 - 96 percent among those who answered question 3 (where attorneys in immigration court are framed as part of a larger system of attorneys for all) and who support increased immigration to the United States.
- Among people who oppose immigration to the United States, one in four or more support government-funded attorneys for immigrants facing deportation (in questions one and two).
 - However, when attorneys for immigrants are framed as part of a system of attorneys for everyone, 64 percent of people who oppose immigration to the United States express support for government-funded attorneys (in question three).

The findings presented in this report suggest that the majority of people in the Minneapolis-St. Paul metropolitan area support government-funded attorneys in immigration court, and support persists even when immigrants with criminal convictions are specified as the recipients of lawyers. Finally, support is even higher when attorneys in immigration court are framed as part of a larger legal representation system for everyone who cannot afford one.

Immigrant and Refugee Wrap-Around Services Information Sheet

Services provided	Key Issue Areas
<ul style="list-style-type: none"> • Education and awareness regarding deportation and immigration laws • Increasing knowledge of resources for support and pathways to citizenship • Increase awareness of free legal services (communications and marketing) • Connecting residents with county and community services/programs and legal resources through referrals 	<ul style="list-style-type: none"> • The Public Charge Rule • Southeast Asian deportation related to Repatriation Agreements • Deferred Action for Childhood Arrivals (DACA) • During COVID-19 <ul style="list-style-type: none"> • Legal support • Families of immigrant and refugee and school support • Housing • Food Support

Total number of contracts: 23

Total Number of Community Organizations Supported: 17 *(Some organizations received multiple grants)*

Grant Cycle 1: November 15, 2019 – December 31, 2020

Grantees:

1. Civil Society
2. Coalition of Asian American Leaders (CAAL)
3. Discapacitados Abriendose Caminos (DAC)
4. Fear None Conquer All
5. Hmong American Partnership (HAP)
6. International Institute of MN
7. Release MN8
8. Restoration for All
9. Voice of East African Women, Inc
10. MORE

Grant Cycle 2: June 1, 2020 – August 30, 2020

Grantees:

1. Hmong Cultural Center
2. Release MN8
3. Hmong 18 Council
4. Transforming Generations
5. CLUES

Grant Cycle 3: October 1, 2020 – December 31, 2020

Grantees:

1. Coalition of Asian American Leaders (CAAL)
2. St. Mary's Health Clinics
3. Civil Society
4. Bhutanese Community Organization
5. African Network for Development Inc
6. Restoration for All
7. Transforming Generations
8. Release MN 8



Supporting families and strengthening communities for more than 20 years

Evangeline Dhawan: Archbishop Ireland Justice Fellow

Fellowship Start Date: March 2020

Geographic Area Served: Ramsey County

Client Representation

Clients Represented 5

Case Types: 2 Naturalization cases, 1 Removal Defense case, 1 Family-Based Petition, 1 Freedom of Information Act Request.

Advice and Counsel Only: 4

Naturalization Interview Coverage: 4

Immigrant Communities Assisted: Karen, Ethiopian, Liberian, Somali, Mexican, Laos, Hmong, Honduras

Highlights

- Representing a Karen man with a final order of removal. Client has lived in the United States since 2012, and has 6 children. Obtained grant of motion to reopen. Prepared application for cancellation of removal, asylum, withholding of removal, and protection under the Convention Against Torture. Advocated for client at individual hearing. Filed appeal from the order of the immigration judge denying client's applications for relief. Final outcome is pending.
- Representing an elderly Ethiopian woman in filing for naturalization. Client has dementia and lives in state subsidized housing. Prepared application for naturalization. Waiting on approval from immigration agency, and will attend naturalization interview with client.
- Representing a Hmong man with a final order of removal based on a 20-year old criminal conviction during the client's youth prior to which he was never advised of the immigration consequences of a guilty plea. Client has resided in the U.S. since he was a child. Client is married with 4 children. Assisting client and his wife in filing a family-based petition so that client can get a new green card. Outcome is pending.



Supporting families and strengthening communities for more than 20 years

Community Outreach

- 3 Facebook live events informing the community of changes in immigration law due to COVID-19, current litigation, and executive orders.
- Coordinating effort with other non-profit legal providers to create and implement a plan to assist members of the Southeast Asian community who have final deportation orders.
- Coordinating ILCM's grant from the Minnesota Department of Health (MDH) to provide information to address fears and confusion in the immigrant community about COVID-19 testing, treatment, and immigration status and enforcement. This includes drafting and publishing Frequently Asked Questions (FAQ) sheets on the intersection between immigration and COVID-19 testing and treatment, Facebook Live events, and sharing information on free testing locations.