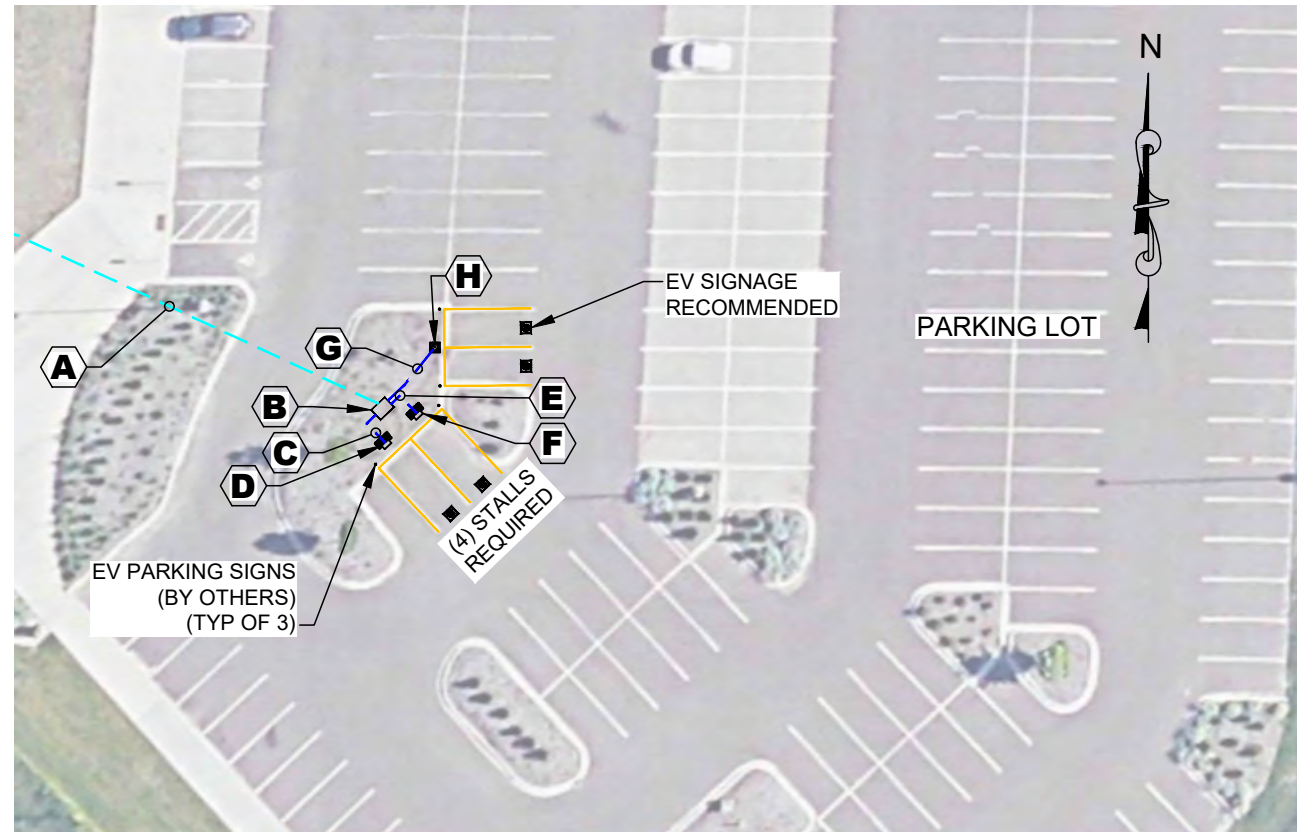
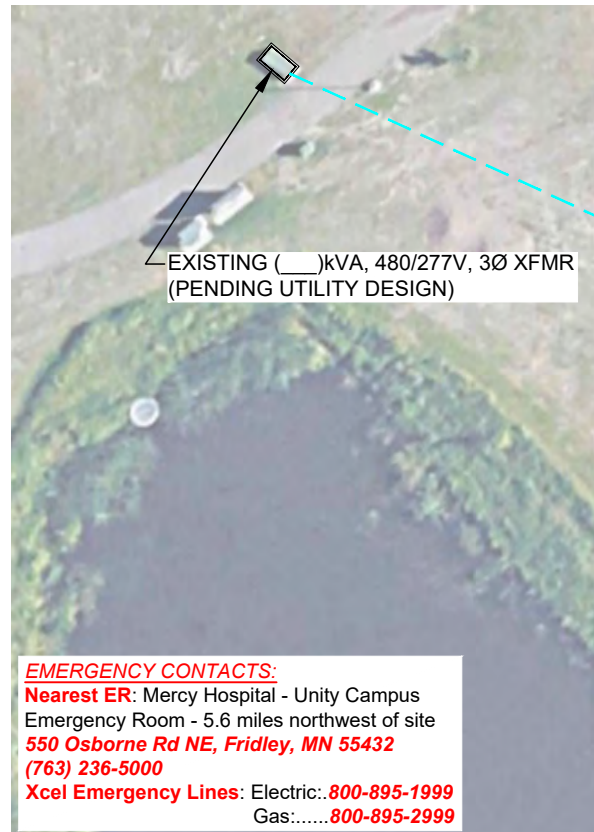
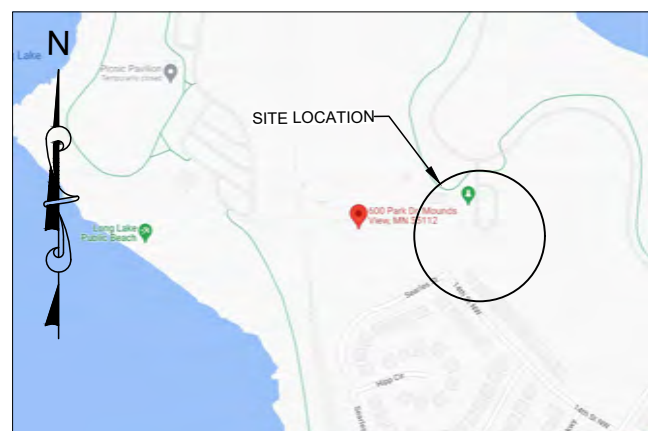


# LION'S PARK

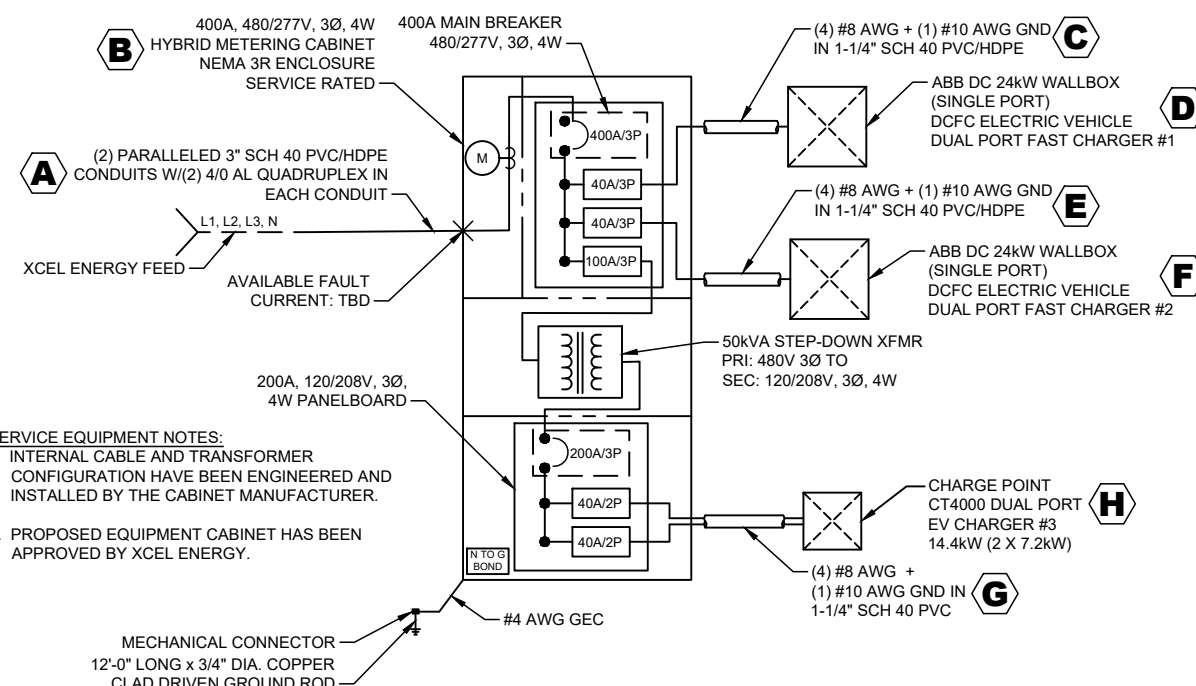
Work Order #TBD  
New Brighton, MN



2 SITE PLAN VIEW  
SCALE: NTS



1 LOCATION VIEW  
SCALE: NONE



SERVICE EQUIPMENT NOTES:  
1. INTERNAL CABLE AND TRANSFORMER CONFIGURATION HAVE BEEN ENGINEERED AND INSTALLED BY THE CABINET MANUFACTURER.  
2. PROPOSED EQUIPMENT CABINET HAS BEEN APPROVED BY XCEL ENERGY.

3 THREE PHASE ONE-LINE DIAGRAM  
SCALE: NONE

**SCOPE OF WORK:**

- INSTALL (2) SINGLE PORT LEVEL 3 AND (1) DUAL PORT LEVEL 2 ELECTRIC VEHICLE CHARGING STATIONS IN THE EXISTING PARKING LOT IN THE (4) SOUTHWEST SPACES AS SHOWN.
- DIRECTIONAL BORE APPROXIMATELY 245'-0" +/- W/(2) PARALLEL 4/0 AL QUADRUPLX IN (2) 3" SCH 40 PVC/HDPE CONDUITS FROM THE EXISTING 480/277V, 3Ø XFMR TO THE PROPOSED HYBRID METERING CABINET NEAR THE PROPOSED EV CHARGING STATIONS.
- TRENCH OR BORE FROM PROPOSED HYBRID METER CABINET TO THE FOLLOWING EQUIPMENT AND INSTALL CONDUITS AND CONDUCTORS AS INDICATED BELOW:  
- SINGLE PORT ABB WALLBOX #1: W/(4) #8 AWG + (1) #10 AWG GND IN 1-1/4" SCH 40 PVC/HDPE CONDUIT (APPROX. 16'-0" +/-)  
- SINGLE PORT ABB WALLBOX #2: W/(4) #8 AWG + (1) #10 AWG GND IN 1-1/4" SCH 40 PVC/HDPE CONDUIT (APPROX. 8'-0" +/-)  
- DUAL PORT CT4000 CHARGING STATION: W/(4) #8 AWG + (1) #10 GND IN 1-1/4" SCH 40 PVC/HDPE CONDUIT. (APPROX. 19'-0" +/-)
- ALL DIRECTIONAL BORING SHALL BE AT A MINIMUM OF 48" BELOW GRADE AND ALL EQUIPMENT SHALL BE INSTALLED 2'-0" OFF OF CURB FACE UNLESS OTHERWISE NOTED.

**GENERAL CONSTRUCTION NOTES:**

- ALL BROCHURES, OPERATING AND MAINTENANCE MANUALS, CATALOGS, SHOP DRAWINGS, AND OTHER DOCUMENTS SHALL BE TURNED OVER TO THE GENERAL CONTRACTOR AT COMPLETION OF CONSTRUCTION AND PRIOR TO CONSTRUCTION COMPLETION.
- IF THE SPECIFIED EQUIPMENT CANNOT BE INSTALLED AS SHOWN IN THESE DRAWINGS, THE CONTRACTOR SHALL PROPOSE AN ALTERNATIVE INSTALLATION SPACE FOR APPROVAL BY THE ENGINEER PRIOR TO PROCEEDING.
- ALL EXISTING INACTIVE SEWER, WATER, GAS, ELECTRIC, AND OTHER UTILITIES, WHICH INTERFERE WITH THE EXECUTION OF THE WORK, SHALL BE REMOVED, CAPPED, PLUGGED OR OTHERWISE DISCONNECTED AT POINTS WHICH WILL NOT INTERFERE WITH THE EXECUTION OF THE WORK, AS DIRECTED BY THE ENGINEER, AND SUBJECT TO THE APPROVAL BY THE CITY OF NEW BRIGHTON AND/OR LOCAL UTILITIES.
- CONSTRUCTION SHALL BE DONE IN A WORKMANLIKE MANNER BY COMPETENT EXPERIENCED WORKMAN IN ACCORDANCE WITH APPLICABLE CODES AND THE BEST ACCEPTED PRACTICE.
- THE CONTRACTOR SHALL INSTALL ALL EQUIPMENT AND MATERIALS IN ACCORDANCE WITH MANUFACTURER'S RECOMMENDATIONS UNLESS SPECIFICALLY STATED OTHERWISE.
- THE CONTRACTOR SHALL PROTECT EXISTING IMPROVEMENTS, PAVEMENTS, CURBS, LANDSCAPING AND STRUCTURES. ANY DAMAGED PART SHALL BE REPAIRED AT CONTRACTOR'S EXPENSE TO THE SATISFACTION OF CITY OF NEW BRIGHTON.
- THE PROPOSED FACILITY WILL BE UNMANNED AND DOES NOT REQUIRE POTABLE WATER OR SEWER SERVICE, AND IS NOT FOR HUMAN HABITATION (NO HANDICAP ACCESS REQUIRED).

**GENERAL ELECTRICAL NOTES:**

- THE CONTRACTOR SHALL CONFIRM WITH LOCAL UTILITY COMPANY ANY/ALL REQUIREMENTS SUCH AS THE: LUG SIZE RESTRICTIONS, CONDUIT ENTRY, SIZE OF TRANSFORMERS, SCHEDULED DOWNTIME FOR THE SURROUNDING FACILITIES NOTIFICATIONS, ETC. ANY/ALL CONFLICTS SHALL BE BROUGHT TO THE ATTENTION OF THE CONSTRUCTION MANAGER, PRIOR TO BEGINNING ANY WORK.
- ALL WORK SHALL BE PERFORMED IN ACCORDANCE WITH THE LATEST EDITION OF THE NEC AND ALL CODES AND LOCAL ORDINANCES OF THE LOCAL POWER COMPANIES HAVING JURISDICTION AND SHALL INCLUDE BUT NOT BE LIMITED TO:  
A. UL - UNDERWRITERS LABORATORIES  
B. NEC - NATIONAL ELECTRICAL CODE  
C. NEMA - NATIONAL ELECTRICAL MANUFACTURERS ASSOC.  
D. OSHA - OCCUPATIONAL SAFETY AND HEALTH ACT  
E. SBC - STANDARD BUILDING CODE  
F. NFPA - NATIONAL FIRE PROTECTION ASSOCIATION  
G. XCEL - STANDARD FOR ELECTRICAL INSTALLATION AND USE
- SEE VENDOR DRAWINGS FOR METER CABINET AND EV CHARGER EQUIPMENT DETAILS, SPECIFICATIONS AND INSTALLATION INSTRUCTIONS.
- ALL CONDUCTORS SHALL BE COPPER THHN/THWN RATED @ 75°C, UNLESS OTHERWISE SPECIFIED WITHIN THESE DRAWINGS.
- ALL DISCONNECT SWITCHES SHALL BE OF HEAVY-DUTY CONSTRUCTION WITH LOCKABLE HANDLES. PROVIDE NEMA RATED ENCLOSURES AS REQUIRED BY EXPOSURE TYPE. ALL FUSIBLE SWITCHES SHALL BE PROVIDED WITH DUAL ELEMENT FUSES SIZED PER THE EQUIPMENT MANUFACTURER'S RECOMMENDATION.
- IT IS NOT THE INTENT OF THESE PLANS TO SHOW EVERY MINOR DETAIL OF THE CONSTRUCTION. CONTRACTOR IS EXPECTED TO FURNISH AND INSTALL ALL ITEMS FOR A COMPLETE ELECTRICAL SYSTEM AND PROVIDE ALL REQUIREMENTS FOR THE EQUIPMENT TO BE PLACED IN PROPER WORKING ORDER. CONTRACTOR IS TO PROVIDE ALL ELECTRICAL EQUIPMENT UNLESS OTHERWISE DIRECTED.
- WHEN DIRECTIONAL BORING IS REQUIRED, CONTRACTOR SHALL INSTALL A LOOSE TONING WIRE WITHIN INSTALLED CONDUIT TO ALLOW FOR IDENTIFICATION OF UNDERGROUND CONDUITS.
- ALL BURIED CONDUITS SHALL BE SCH 40 PVC UNLESS SPECIFIED OTHERWISE. ALL EXTERIOR AND INTERIOR ABOVE GROUND CONDUIT (IF ANY) SHALL BE RIGID UNLESS SPECIFIED OTHERWISE.
- ALL CONNECTIONS EXCEPT THE EV CHARGE CABLE TERMINATION IN THE CHARGE POST SHALL BE MADE WITH A PROTECTIVE COATING OF AN ANTI-OXIDE COMPOUND SUCH AS "NOALOX" BY IDEAL INDUSTRIAL INC., COAT ALL WIRE SURFACES BEFORE CONNECTING. EXPOSED ALUMINUM & COPPER SURFACES, INCLUDING GROUND BARS, SHALL BE TREATED - NO SUBSTITUTIONS.
- THE CONTRACTOR SHALL PLACE TWO LENGTHS OF WARNING TAPE AT A DEPTH OF 12" BELOW GROUND AND DIRECTLY ABOVE ELECTRICAL SERVICE CONDUITS. WARNING TAPE TO READ "CAUTION BURIED ELECTRIC".



414 NICOLLET MALL - CSC  
MINNEAPOLIS MN 55401



4770 N. Bellevue Ave., Suite 100, Kansas City, Missouri 64116-2188  
Planner: Alex Blanding  
Checked by: Les Barnett  
Date: April 22, 2022



REVISIONS			
REV	DATE	DESCRIPTION	BY
A	4/22/2022	ISSUED FOR REVIEW	AB

SITE ADDRESS  
600 Park Drive  
New Brighton, MN  
55112

SHEET TITLE  
SITE PLAN  
NEW BRIGHTON 13  
LION'S PARK

SHEET NUMBER  
E-1