

2021 Operating Grant Request METRO Green Line

Ramsey County

April 27, 2021

2021 Operating Grant Requests

- COVID Service Impacts
- Federal Relief Funding
- Ridership
- 2021 Grant Request

Presented By:
Ed Petrie
Director Finance
Metro Transit

Federal Relief Funding

- CARES (Coronavirus Aid Relief and Economic Security) Act
 - Signed into law March 27, 2020, Grant Approved May 29, 2020
 - Regional Funds of \$226.5M
- CRRSAA (Coronavirus Response and Relief Supplemental Appropriations) Act
 - Signed into law December 27, 2020
 - Regional Funds of \$185.9M
 - Grant applied for March 2021, Anticipate Grant Approval May 2021
- ARP American Rescue Plan Funds
 - Signed into law March 11, 2021
 - Regional Funds of \$313.4M, Grant Application planned May 2021
 - Council has informed the Legislature it will use these funds to balance Regional Transit Operations across all modes through SFY 2024/2025
- NOTE: All Federal Funds Not Available until drawn based on eligible expenses

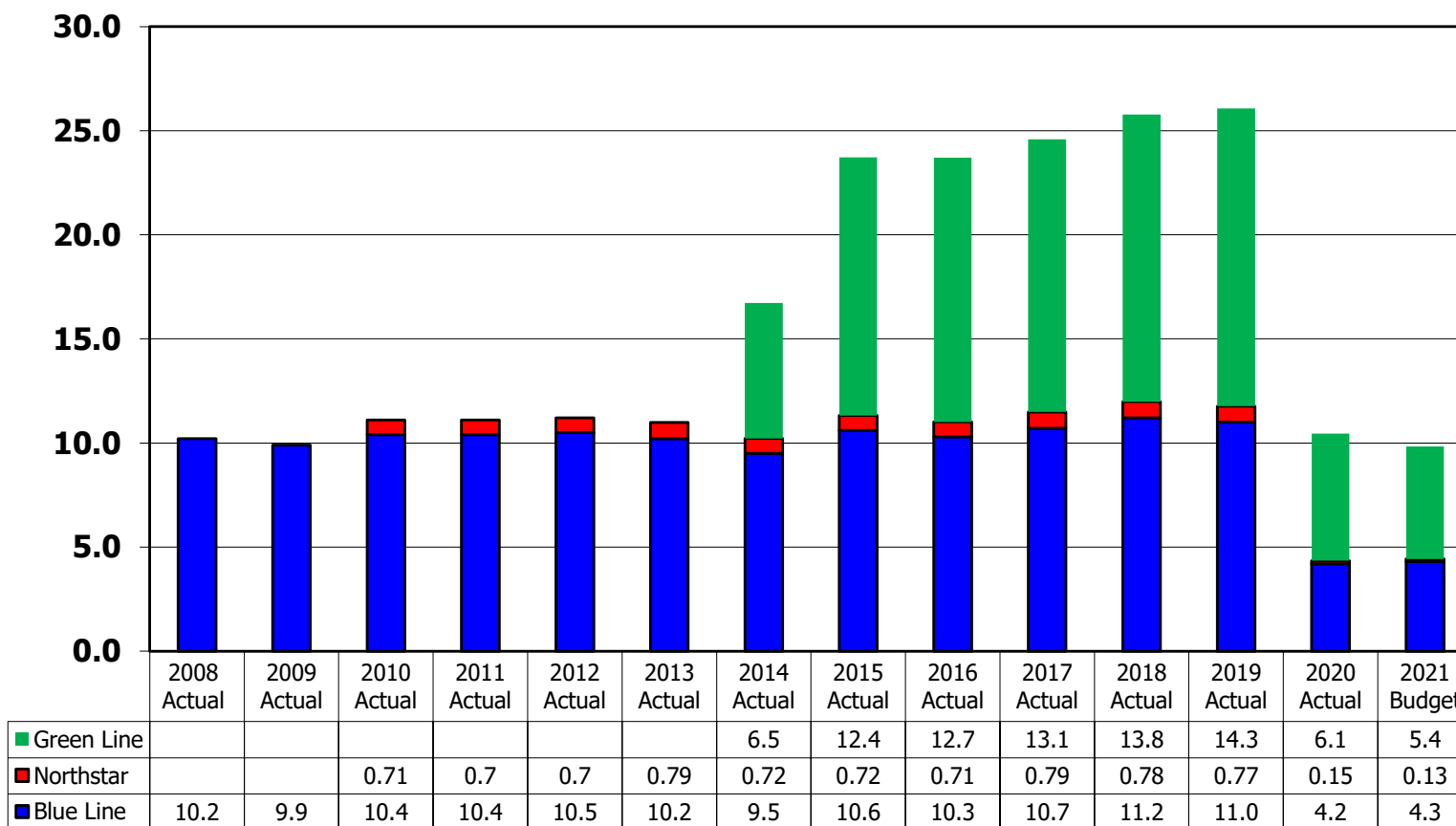
Federal Relief Funding

CARES:	\$226.5M
CRRSAA:	\$185.9M
ARP:	\$313.4M
Total Federal Relief Funding:	\$725.8M

Federal Relief Benefit Allocated By Year

ALLOCATION OF FEDERAL RELIEF BENEFIT BY YEAR									
In Millions			2020	2021	2022	2023	2024*	2025*	Total
Bus			57.50	51.54	43.56		69.65	73.71	295.96
**Bus Capital Maintenance				19.16					19.16
Light Rail			12.30	18.40	12.61	7.45	15.48	15.51	81.75
**Light Rail Capital Maintenance				75.10					75.10
Commuter Rail			0.20	2.50	0.60				3.30
Metro Mobility			6.38	6.70	28.04	20.22	43.44	49.60	154.38
Fixed Route			4.40	4.40					8.80
Transit Link/Planning			2.00	2.00					4.00
Regional Providers			12.10	9.90			16.80		38.80
Transit Safety Initiative				3.20	7.20	4.90	13.27	15.99	44.56
Total Allocated Federal Funding			94.88	192.89	92.01	32.57	158.64	154.81	725.80
*Estimated allocations by mode to balance Transit Operations though SFY 2024/2025									
**MVST applied to Capital Maintenance with CRRSA applied to operating.									

Metro Transit Rail Ridership (in millions)



NOTE: Regional Fare Increase 10/01/17

NOTE: Week Ended 02.07.21 – BLUE down 67%, GREEN down 64%,
Northstar down 95%

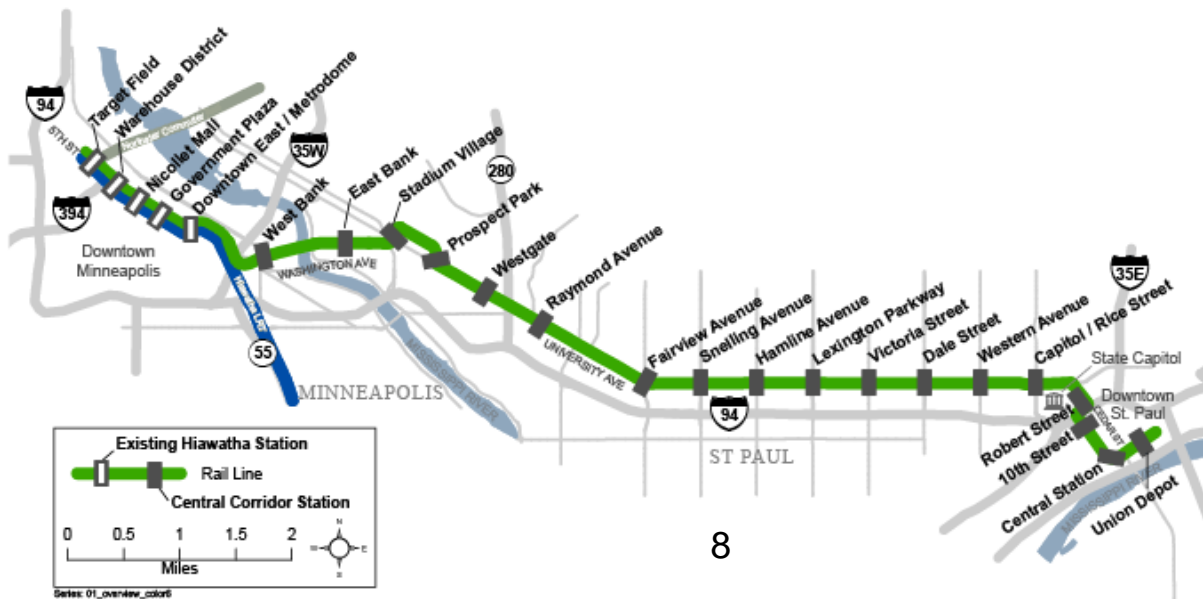
Metro Transit 2021 Operating Budget

- METRO Green Line



METRO Green Line

- LRT service between Target Field downtown Minneapolis and Union Depot, St. Paul
 - 11 miles
 - 23 stations
 - Connects at Target Field with METRO Blue Line and Northstar
- Light Rail overhaul program
- Station Rehab Maintenance Program
- Floating Slab Replacement Program



METRO Green Line

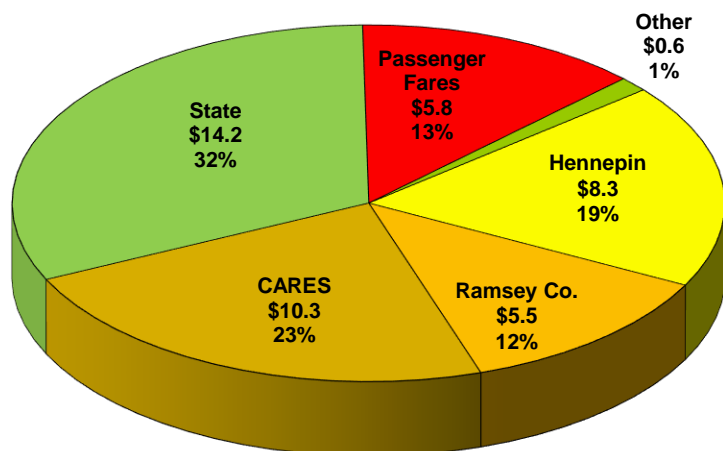
2021 Operating Grant

- 5:00 AM – 12:00 AM
 - Every 10-15 minutes during weekday peaks
 - Every 10-15 minutes midday/weekends
- LRT Trips
 - Up to 228 per weekday
 - Up to 210 per weekend day
- Ridership
 - 16,548 per weekday
 - Annual 5,362,539
- Fleet of 47 vehicles
- Includes CARES funds of \$10.3M

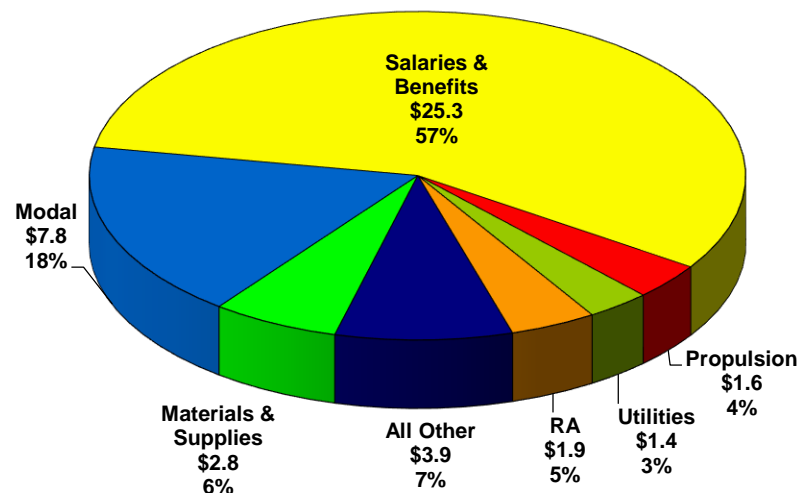
METRO Green Line

2021 Operating Revenue & Expenses

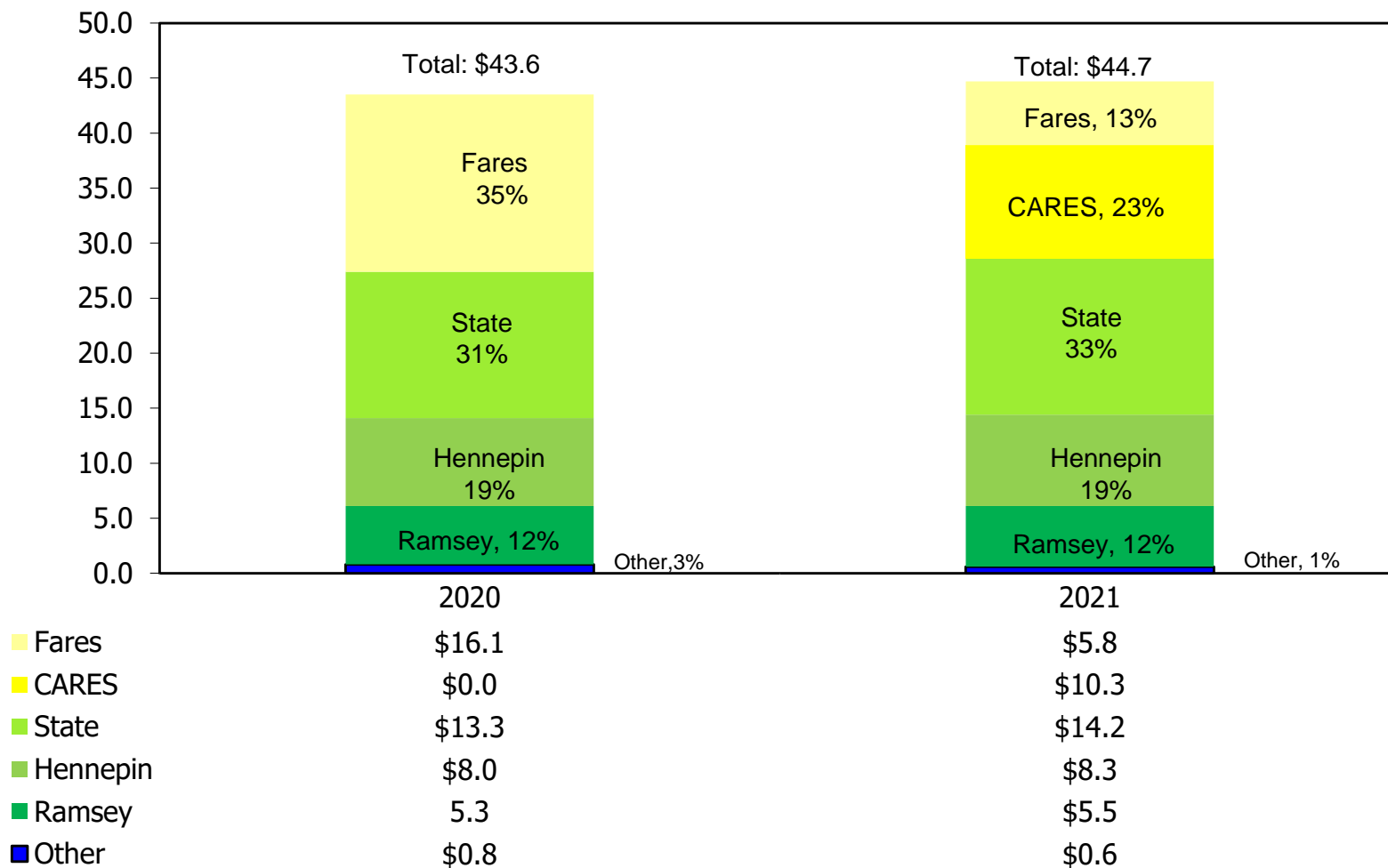
Revenue
\$44.7M



Expenses
\$44.7M



METRO Green Line Budget Comparison



Operations: Funding Request Ramsey County

Annual Operating	Amount
METRO Green Line	\$5,507,229
TOTAL Annual Operating	\$5,507,229
Non-Annual Operating	
METRO Green Line Non-Annual Operating	\$250,128
TOTAL Annual/Non-Annual Operating	\$5,757,357

2021 Operating Grant Request METRO Green Line

Ramsey County

April 27, 2021